



**VIRGINIA COMMONWEALTH UNIVERSITY BOARD OF VISITORS  
ACADEMIC AND HEALTH AFFAIRS COMMITTEE**

**March 23, 2023**

**James Branch Cabell Library  
901 Park Avenue – Room 303  
RICHMOND, VIRGINIA**

**MINUTES**

**COMMITTEE MEMBERS PRESENT**

Dr. Tonya Parris-Wilkins, *Chair*  
Ms. Ellen Fitzsimmons  
Dr. Dale Jones  
Ambassador Carmen Lomellin

**OTHER BOARD MEMBERS PRESENT**

Mr. Ben Dendy, *Rector*  
Ms. Carolina Espinal, *Vice Rector*  
Mr. Todd Haymore

**COMMITTEE MEMBERS ABSENT**

Dr. Shantaram Talegaonkar, *Vice Chair*  
Rev. Tyrone E. Nelson  
Mr. Keith Parker

**OTHERS PRESENT**

Dr. Michael Rao, *President*  
Dr. Fotis Sotiropoulos, *Provost and Senior Vice President for Academic Affairs*  
Dr. Marlon Levy, *Interim Senior Vice President for Health Sciences and CEO of the VCUHS*  
Dr. Aaron Hart, *Vice President for Student Affairs*  
Dr. Tomikia LeGrande, *Vice President for Strategy, Enrollment Management and Student Success*  
Dr. Srirama Rao, *Vice President for Research and Innovation*  
Ms. Jamie Stillman, *Director of Strategic Communications, Office of the Provost*  
Members of the VCU Board of Visitors Presidential Cabinet of VCU  
VCU students, faculty and staff

**CALL TO ORDER**

Dr. Tonya Parris-Wilkins, Chair of the Academic and Health Affairs Committee, called the meeting to order at 3:00 p.m. The public was able to view the open session of the meeting via livestream at <https://mssvideo.vcu.edu/BOV>.

### **ACTION ITEMS**

Dr. Parris-Wilkins began by asking the committee to consider approving the December 8, 2022 committee meeting minutes that were provided in advance for review. On a motion duly made and seconded, the December 9, 2022 meeting minutes were approved. The meeting minutes are posted at <https://bov.vcu.edu/meetings/minutes/>.

### **REPORTS**

Provost and Senior Vice President for Academic Affairs Fotis Sotiropoulos provided a report on the international student segment of VCU's strategic enrollment management plan, which will involve a multi-faceted recruitment approach and building the VCU brand abroad. A copy of the minutes is attached hereto as **Attachment A** and is made a part hereof.

Vice President for Research and Innovation P. Srirama Rao provided a report on the significance of the research enterprise in the recruitment and retention of international students and vice versa. A copy of the minutes is attached hereto as **Attachment B** and is made a part hereof.

Dr. Marlon Levy, interim senior vice president for health sciences and CEO VCU Health, provided updates on activities pertaining to the health sciences schools and campus.

### **CLOSED SESSION**

Dr. Parris-Wilkins moved that the VCU Board of Visitors Academic and Health Affairs Committee convene a closed session under Section 2.2-3711 (A) (2) and (11) of the Virginia Freedom of Information Act for discussion of a special award and consideration of admission or disciplinary matters or any other matters that would involve the disclosure of information contained in a scholastic record concerning any student of any Virginia public institution of higher education or any state school system, specifically regarding the selection of the Board of Visitors Student Scholarship recipient which requires disclosures of scholastic records. The motion was seconded and was approved unanimously.

Following the closed session, the public was invited to return to the meeting. President Rao called the meeting to order. On a motion duly made and seconded the following resolution of certification was approved by a roll call vote:

### **Resolution of Certification**

**BE IT RESOLVED**, that the that the VCU Board of Visitors Academic and Health Affairs Committee certify that, to the best of each member's knowledge, (i) only public business matters lawfully exempted from open meeting requirements under the Virginia Freedom of Information Act were discussed in the closed meeting to which this certification resolution applies, and (ii) only such public business matters as were identified in the motion by which the closed session was convened were heard, discussed or considered by the committee.

Virginia Commonwealth University Board of Visitors  
Academic and Health Affairs Committee  
March 23, 2023 Minutes

| <u><b>Vote</b></u>                       | <u><b>Ayes</b></u> | <u><b>Nays</b></u> |
|--|--------------------|--------------------|
| Dr. Tonya Parris-Wilkins, <i>Chair</i>   | X                  |                    |
| Ms. Ellen Fitzsimmons                    | X                  |                    |
| Dr. Dale Jones                           | X                  |                    |
| Ambassador Carmen Lomellin               | X                  |                    |
| Rev. Tyrone Nelson                       | X                  |                    |
| Mr. H. Benson Dendy, III, <i>Rector</i>  | X                  |                    |
| Ms. Carolina Espinal, <i>Vice Rector</i> | X                  |                    |

All members present responding affirmatively, the resolution of certification was adopted.

**ADJOURNMENT**

There being no further business, Dr. Parris-Wilkins adjourned the meeting at 3:40 p.m.

# VCU's Enrollment Management Strategy: International Enrollment Segment

Fotis Sotiropoulos, Ph.D.  
Provost and Senior Vice President for Academic Affairs

March 23, 2023



International Enrollment once again exceeds one million students.



| As of January 2020 |            |            | As of January 2023 |            |            | Overall Change |
|--------------------|------------|------------|--------------------|------------|------------|----------------|
| Country            | Enrollment | % of Total | Country            | Enrollment | % of Total |                |
| China              | 368,800    | 32.18%     | China              | 262,992    | 24.25%     | -28.69%        |
| India              | 194,556    | 16.98%     | India              | 253,631    | 23.39%     | +30.36%        |
| South Korea        | 59,421     | 5.19%      | South Korea        | 47,682     | 4.4%       | -19.76%        |
| Saudi Arabia       | 34,524     | 3.01%      | Canada             | 31,819     | 2.93%      | +7.25%         |
| Brazil             | 29,987     | 2.62%      | Brazil             | 28,131     | 2.59%      | -6.19%         |
| Vietnam            | 29,976     | 2.62%      | Vietnam            | 24,176     | 2.23%      | -19.35%        |
| Canada             | 29,669     | 2.59%      | Taiwan             | 21,312     | 1.97%      | -11.41%        |
| Taiwan             | 24,057     | 2.10%      | Nigeria            | 19,478     | 1.80%      | +21.60%        |
| Japan              | 21,865     | 1.91%      | Japan              | 18,407     | 1.70%      | -15.83%        |
| Nigeria            | 16,018     | 1.40%      | Saudi Arabia       | 16,828     | 1.55%      | -51.26%        |

# National Landscape: International Enrollments

## Enrollment: Graduate Programs

1 in 4

Students in US graduate programs were international (Fall 2022)

95% ↑

International enrollment in US graduate programs (Fall 2021) over the previous year

4% ↓

Domestic enrollment in US graduate programs (Fall 2021) over the previous year



## Areas of Study: Graduate and Undergraduate (21-22)



Math & Computer  
Science

21%



Engineering

20%



Business &  
Management

16%



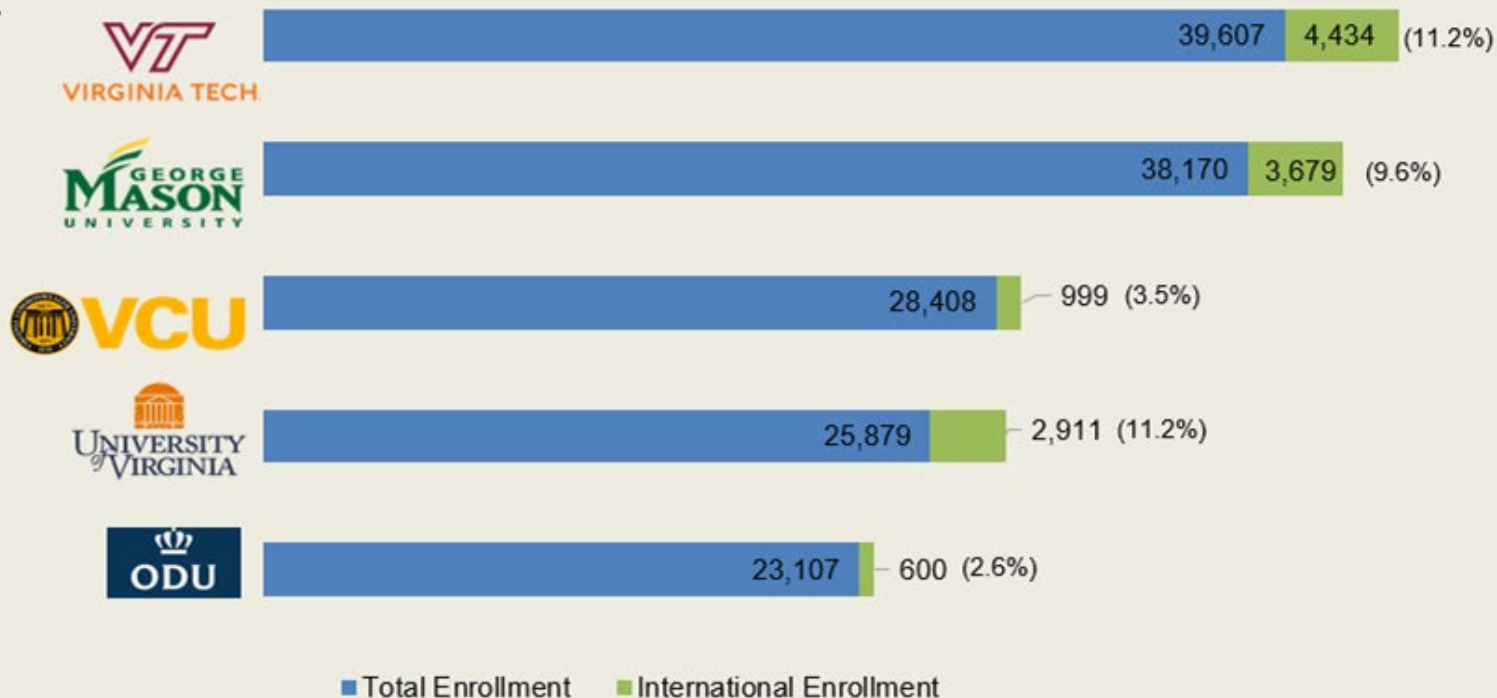
Social Sciences

8%

Source: Council of Graduate Schools [IIE Open Doors Report 2022](#)

# Virginia Landscape: International Enrollments

## R1 Institutions



Source: SCHEV  
State College of Higher Education for Virginia, 2022-23  
[https://research.schev.edu/enrollment/e2\\_report.asp](https://research.schev.edu/enrollment/e2_report.asp)

Source:  
IIE- Open Doors Report  
[https://opendoorsdata.org/fact\\_sheets/virginia/](https://opendoorsdata.org/fact_sheets/virginia/)

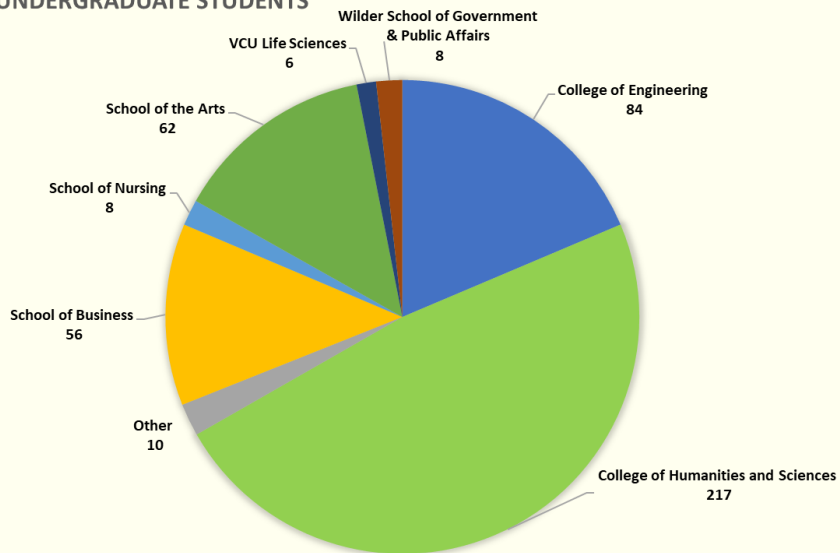
# VCU Landscape: International Segment Enrollment



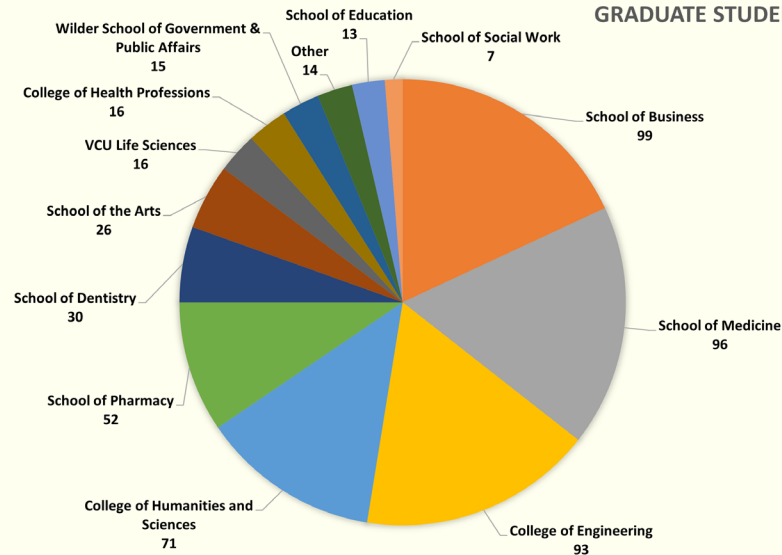
Source: VCU IRDS



## UNDERGRADUATE STUDENTS



## GRADUATE STUDENTS





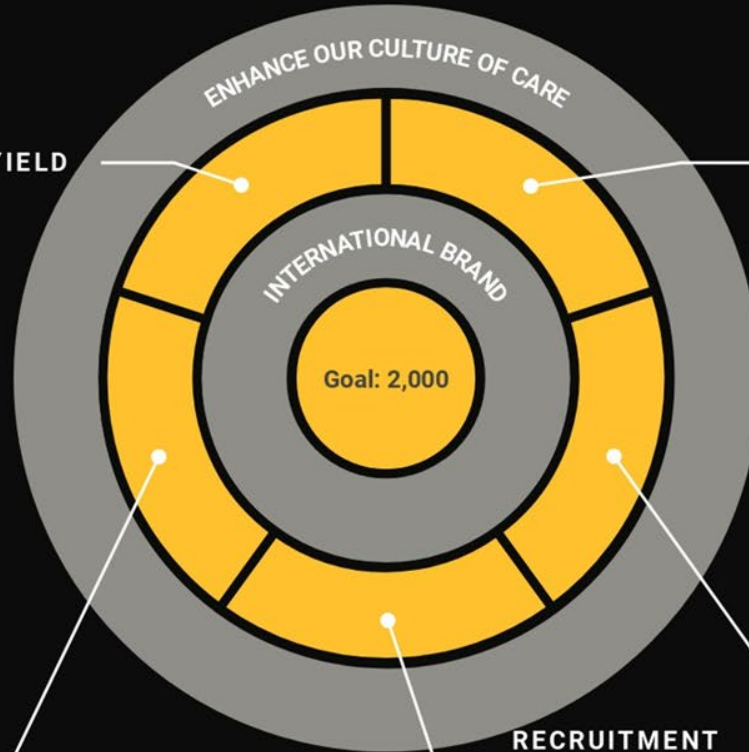
# VCU International Enrollment Strategy



By **2028** VCU will **double** our international student enrollment.



INCREASE YIELD



DIRECT  
RECRUITMENT



ALUMNI  
CONNECTIONS



INTERNATIONAL  
PARTNERSHIPS

RECRUITMENT  
PARTNERS

# VCU International Enrollment Strategy: Reaching 2,000

## Multi-faceted recruitment approach

- ❑ Direct recruitment
- ❑ International partnerships
- ❑ Recruitment partners
- ❑ Work with alumni
- ❑ Yield/increase students through the Admissions funnel
- ❑ Enhance culture of care for our international students

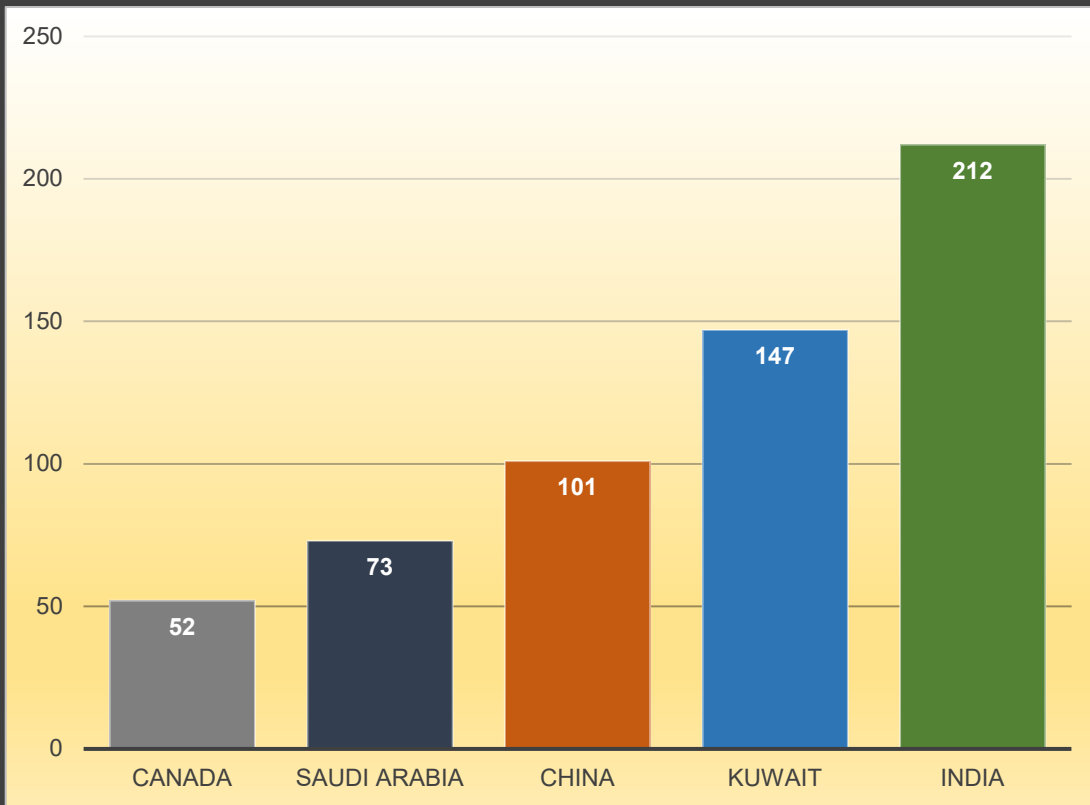


## Build VCU Brand Abroad

- ❑ Build a brand internationally and increase VCU's global reputation
- ❑ Work closely with VCU Enterprise and Marketing Communications
- ❑ Engage recruitment partners (agents)
- ❑ Offer scholarships
- ❑ Directly engage with parents and high schools



# Top countries sending students to VCU in 2023



# Recruitment targets through 2028 – Regionally-focused strategy

Latin America





# Recruitment targets through 2028 – Regionally-focused strategy



Africa

# Recruitment targets through 2028 – Regionally-focused strategy



Southeast Asia

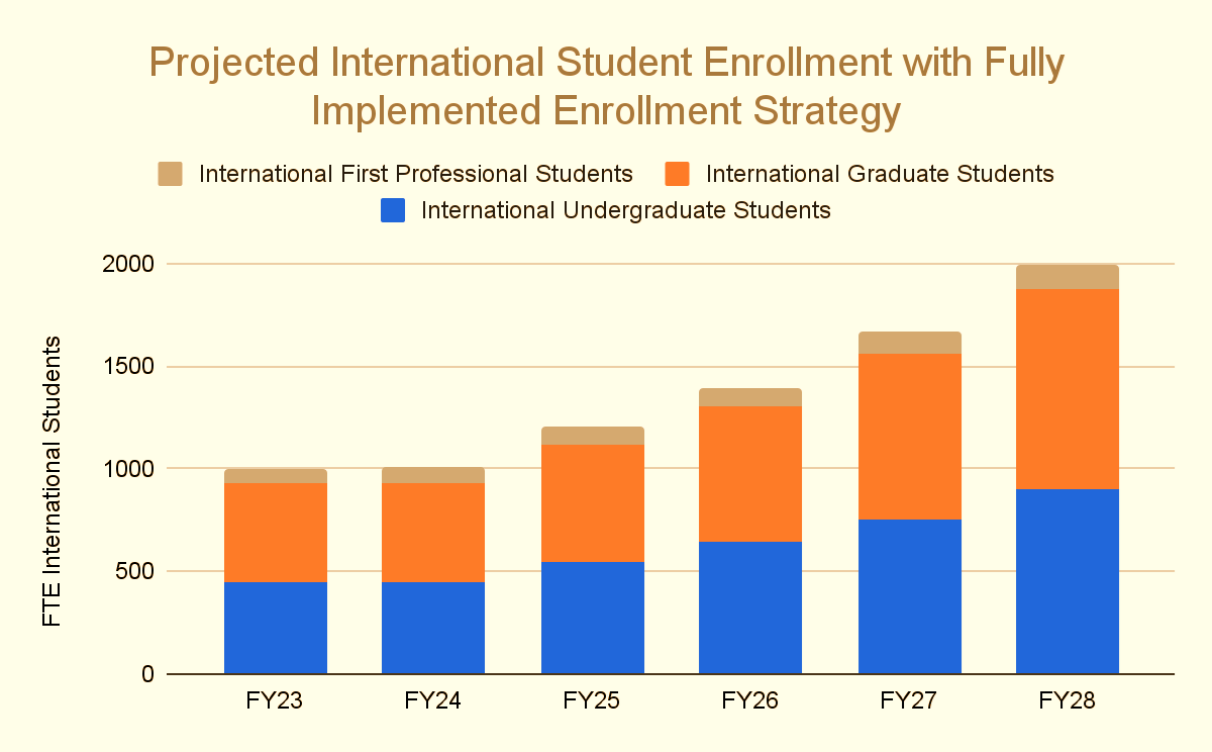
# Recruitment targets through 2028 – Regionally-focused strategy

## Populations in Virginia:

Ethiopian, Indian, Vietnamese



# Projected international student enrollments





**Enterprise Briefing on Global Strategy | March 23, 2023**  
**P. Srirama Rao, Ph.D. Vice President for Research and Innovation**



# oneVCU

# RESEARCH

**Enterprise Briefing on Global Strategy | March 23, 2023**  
**P. Srirama Rao, Ph.D. Vice President for Research and Innovation**



# oneVCU

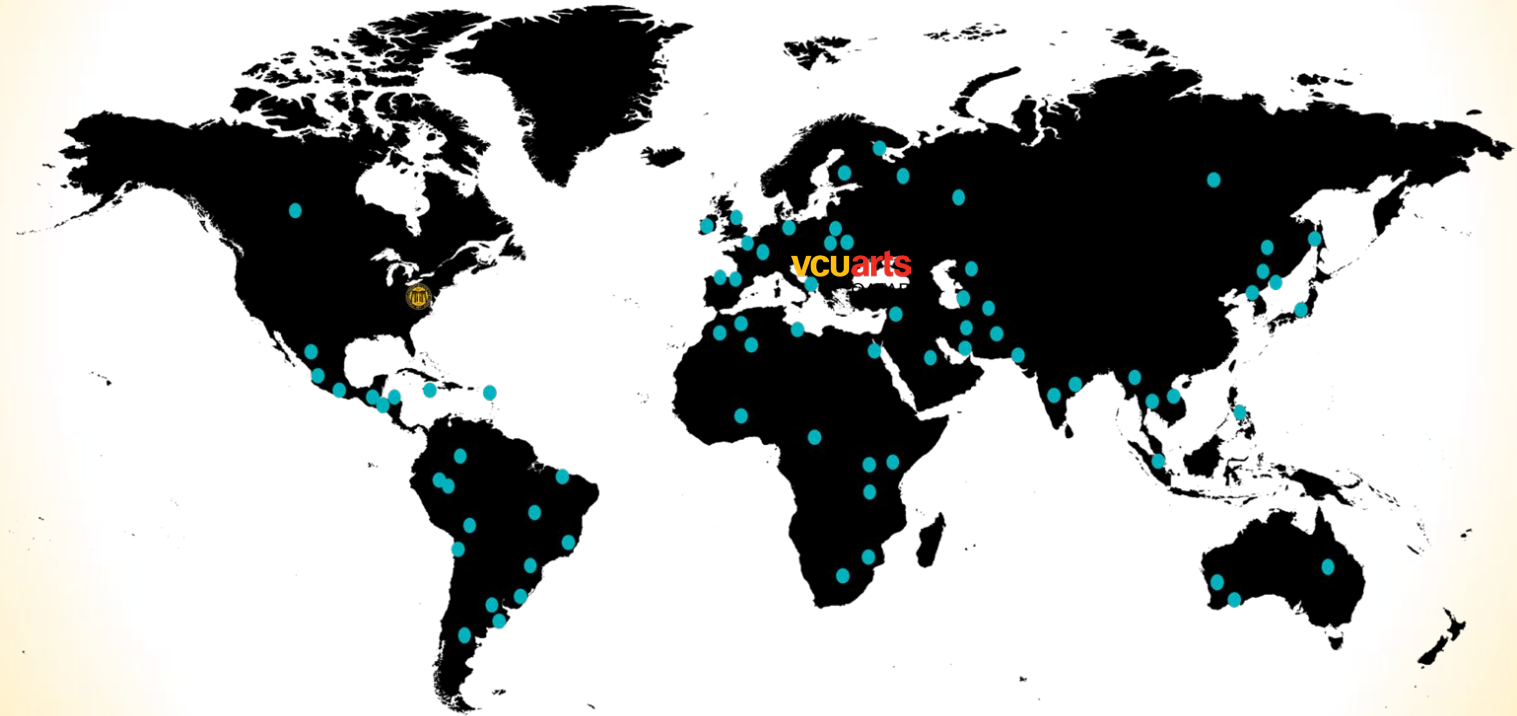
# RESEARCH

**Enterprise Briefing on Global Strategy | March 23, 2023**  
**P. Srirama Rao, Ph.D. Vice President for Research and Innovation**



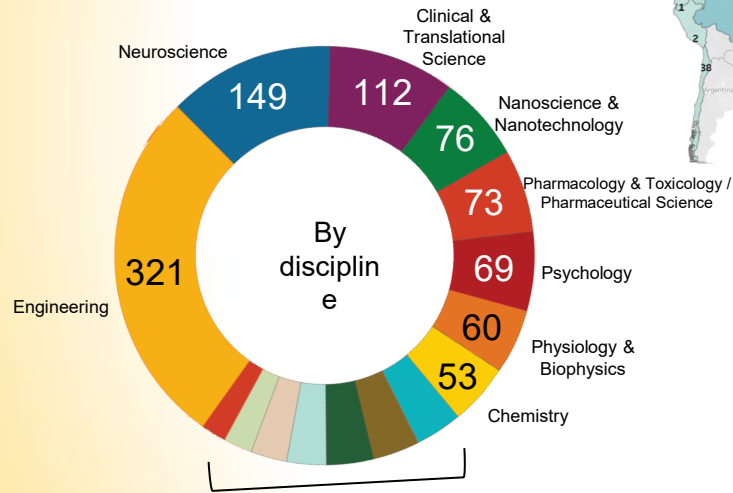
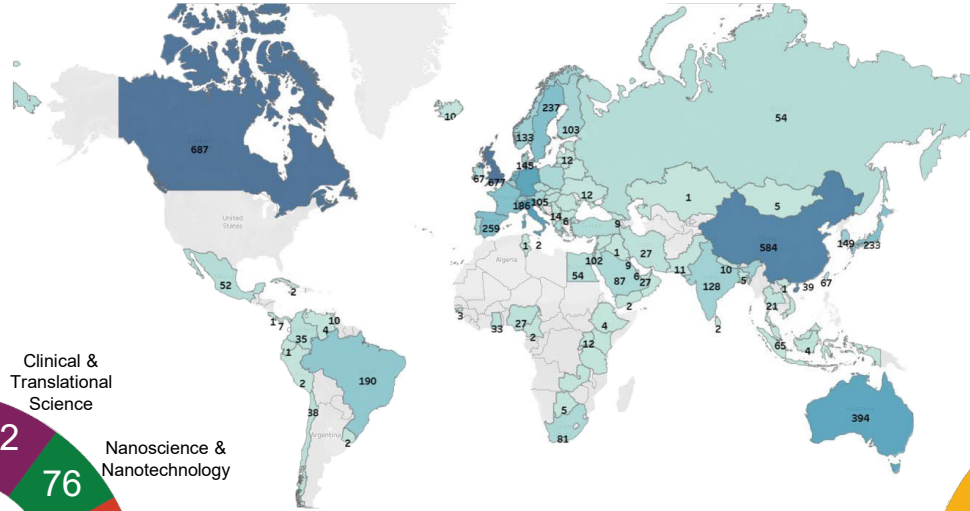


# VCU's global impact through education and research



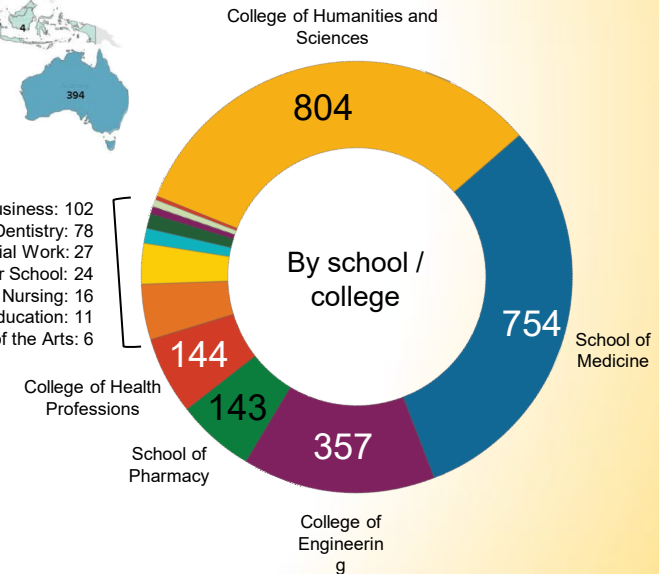


# VCU's international research activity (2016-21)



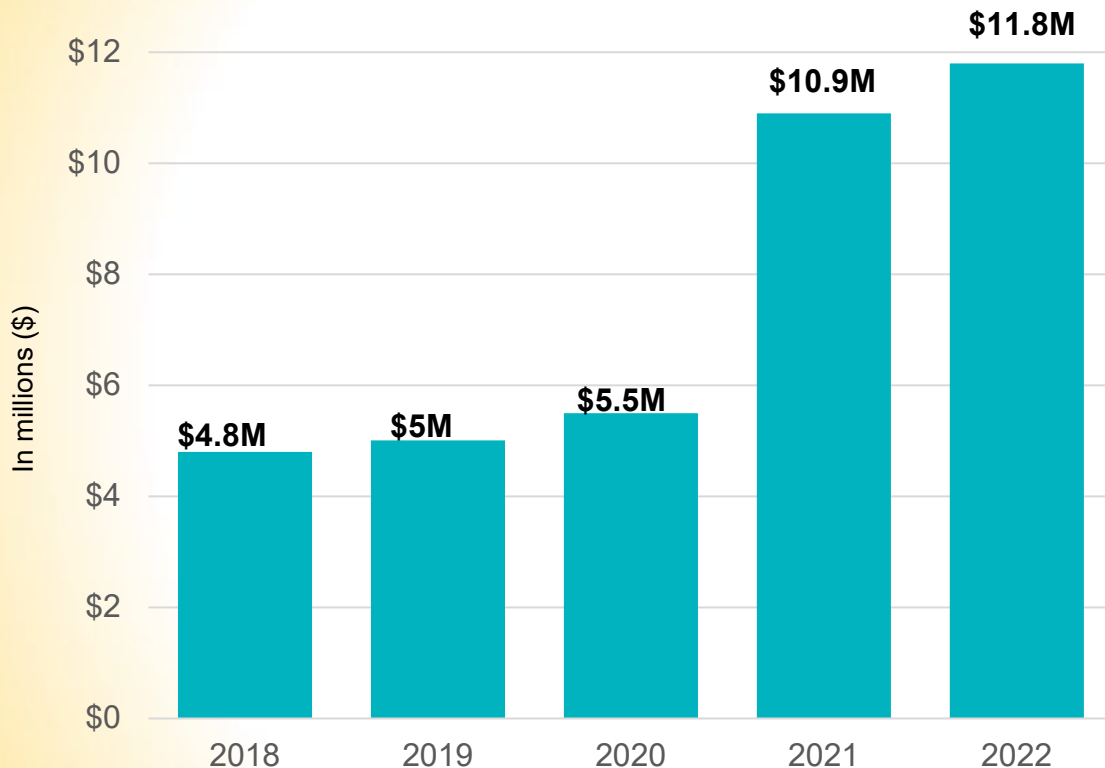
Human Genetics: 42  
 Clinical Psychology: 41  
 Health Psychology: 41  
 Microbiology & Immunology: 35  
 Integrative Life Science: 32  
 Biostatistics: 26  
 Biochemistry: 22

School of Business: 102  
 School of Dentistry: 78  
 School of Social Work: 27  
 Wilder School: 24  
 School of Nursing: 16  
 College of Education: 11  
 School of the Arts: 6



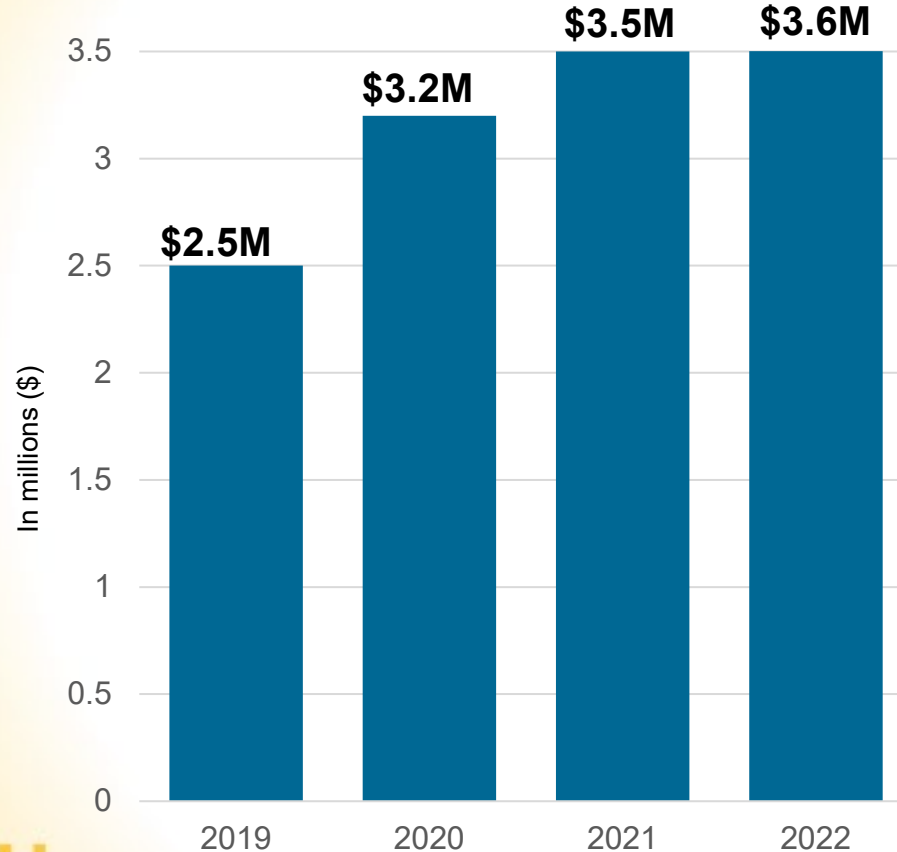
**Activity:** Publications, abstracts, books, book chapters, clinical trials, conference proceedings, and sponsored awards over 5 years.

# Research awards to VCU, funded from foreign sources



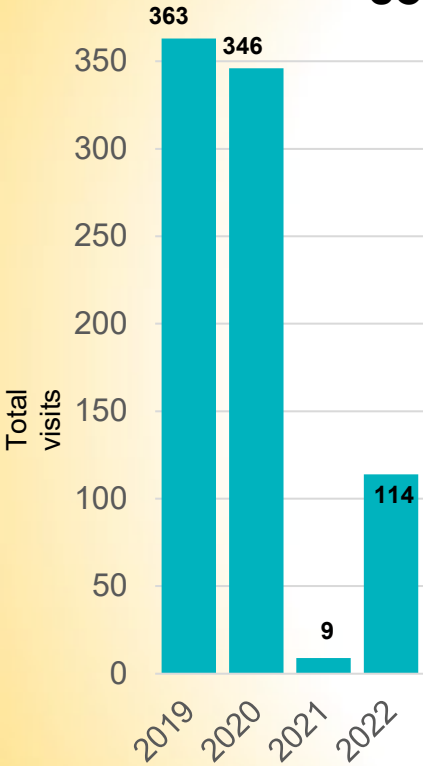
| COUNTRY   | AMOUNT      |
|---|-------------|
| United Kingdom  | \$8,222,866 |
| Canada  | \$4,410,282 |
| France  | \$4,358,024 |
| Japan   | \$3,279,963 |
| Switzerland   | \$3,265,774 |
| Netherlands   | \$2,867,379 |
| Israel  | \$2,194,062 |
| Belgium   | \$1,638,152 |
| United Arab Emirates  | \$1,508,684 |
| Bermuda   | \$1,228,320 |
| Denmark   | \$1,085,814 |
| Other (Australia, Austria, Bulgaria, China, Germany, Ireland, Italy, South Korea, New Zealand, Norway, Qatar, Russia, Saudi Arabia, Singapore, Spain, Sweden) | \$4,785,905 |

# VCU research subcontracts to international collaborators



| COUNTRY  | AMOUNT      |
|--|-------------|
| Lebanon  | \$2,974,489 |
| Sweden   | \$2,311,450 |
| Netherlands  | \$1,726,093 |
| Germany  | \$1,379,433 |
| Italy  | \$ 689,655  |
| Bulgaria   | \$ 579,714  |
| Australia  | \$ 541,057  |
| Canada   | \$ 538,672  |
| Finland  | \$ 455,220  |
| United Kingdom                                     | \$ 427,130  |
| Denmark  | \$ 285,850  |
| Austria  | \$ 267,500  |
| Ireland  | \$ 131,105  |
| Switzerland  | \$ 118,414  |
| France   | \$ 116,100  |
| South Korea  | \$ 82,473   |
| New Zealand  | \$ 80,310   |
| Pakistan   | \$ 75,428   |
| Rwanda   | \$ 65,982   |
| Ghana  | \$ 55,750   |
| Other (Argentina, Belgium, Cyprus, Romania, Spain) | \$ 34,332   |

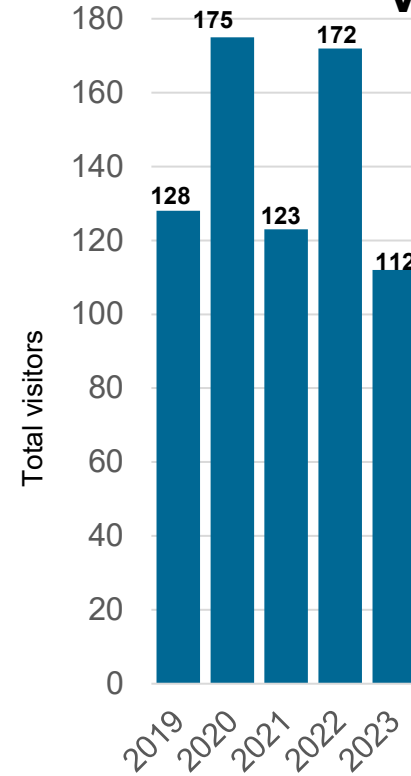
## International travel to other countries



Visits from 2019-22  
Top 10 countries

| Country              | Total |
|----------------------|-------|
| Canada               | 105   |
| Qatar                | 77    |
| Italy                | 69    |
| United Kingdom       | 56    |
| China                | 47    |
| France               | 34    |
| Spain                | 30    |
| Portugal             | 28    |
| Germany              | 28    |
| United Arab Emirates | 28    |

## International visitors (HB1 & J1) to VCU



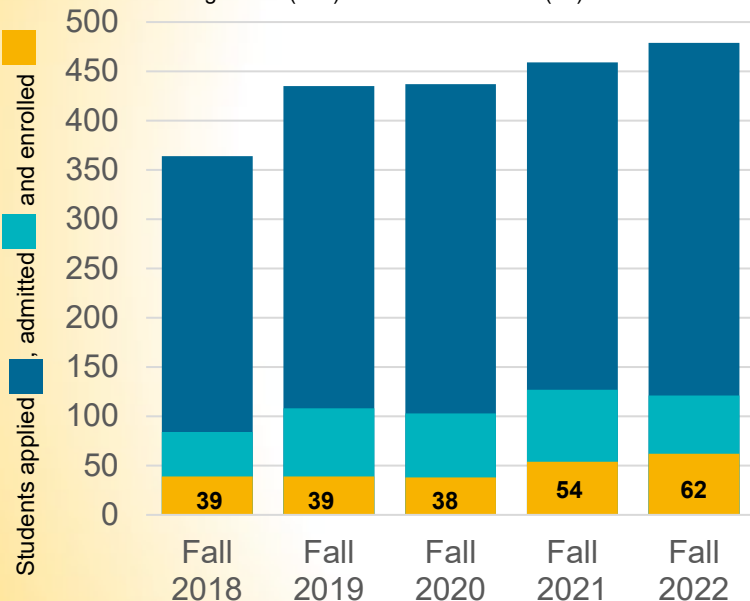
Visitors from 2019-23  
Top 10 countries

| Country           | Total |
|-------------------|-------|
| India             | 177   |
| China             | 164   |
| Brazil            | 32    |
| Italy             | 28    |
| Canada            | 24    |
| Republic of Korea | 22    |
| Egypt             | 17    |
| Iran              | 17    |
| Saudi Arabia      | 16    |
| Taiwan            | 13    |

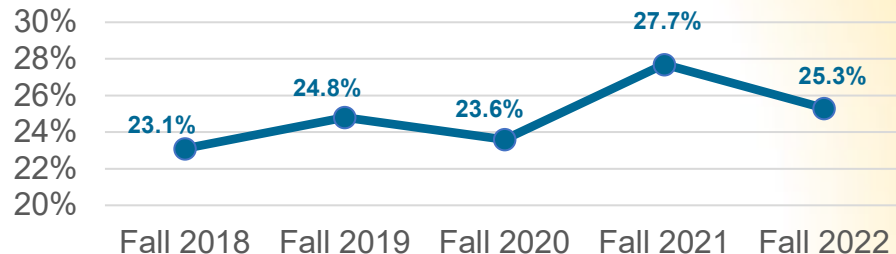
# Doctoral students at VCU: a global cohort

Top 10 countries represented below (2018-22)

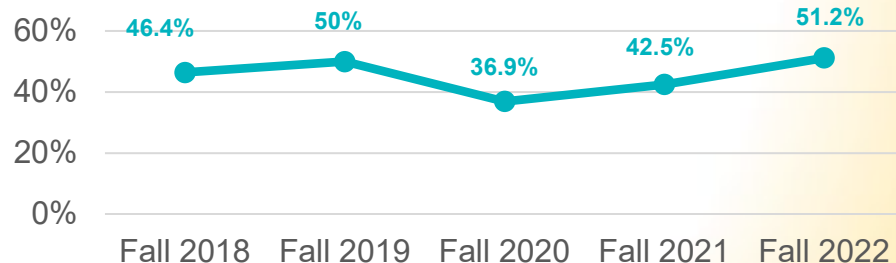
|                      |                  |
|----------------------|------------------|
| United States (3123) | Iran (86)        |
| China (264)          | Sri Lanka (43)   |
| India (217)          | South Korea (38) |
| Saudi Arabia (145)   | Ghana (35)       |
| Bangladesh (111)     | Pakistan (32)    |



## Admission Rate

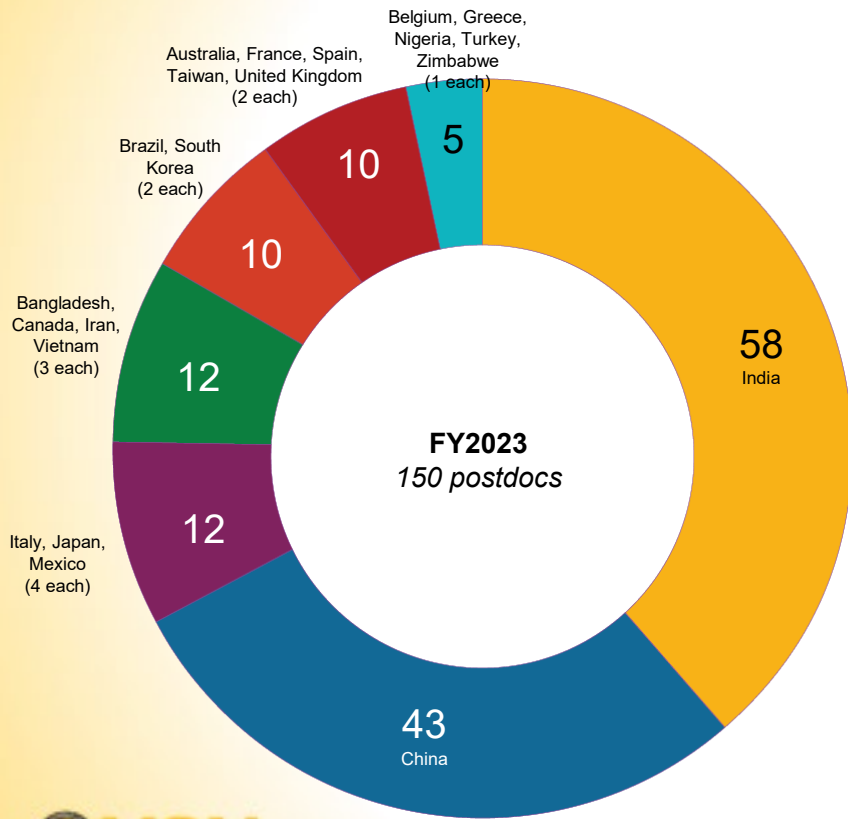


## Yield Rate

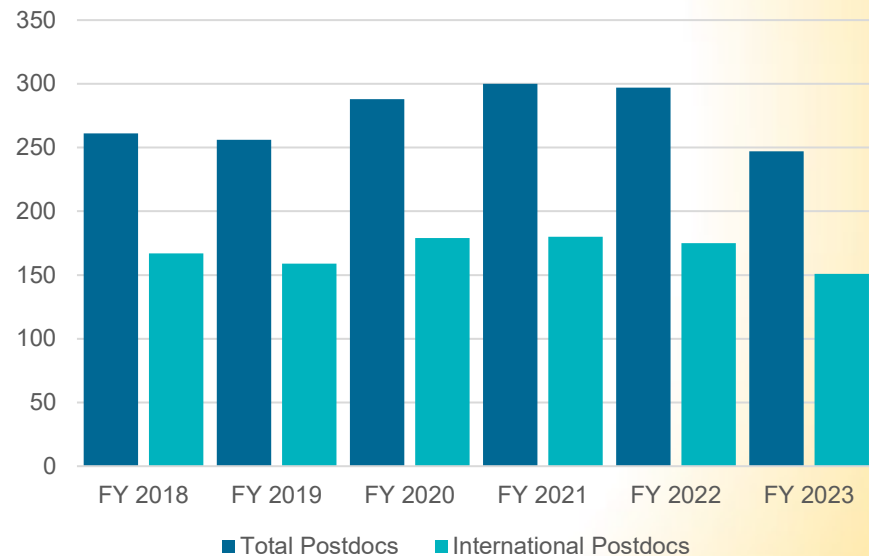


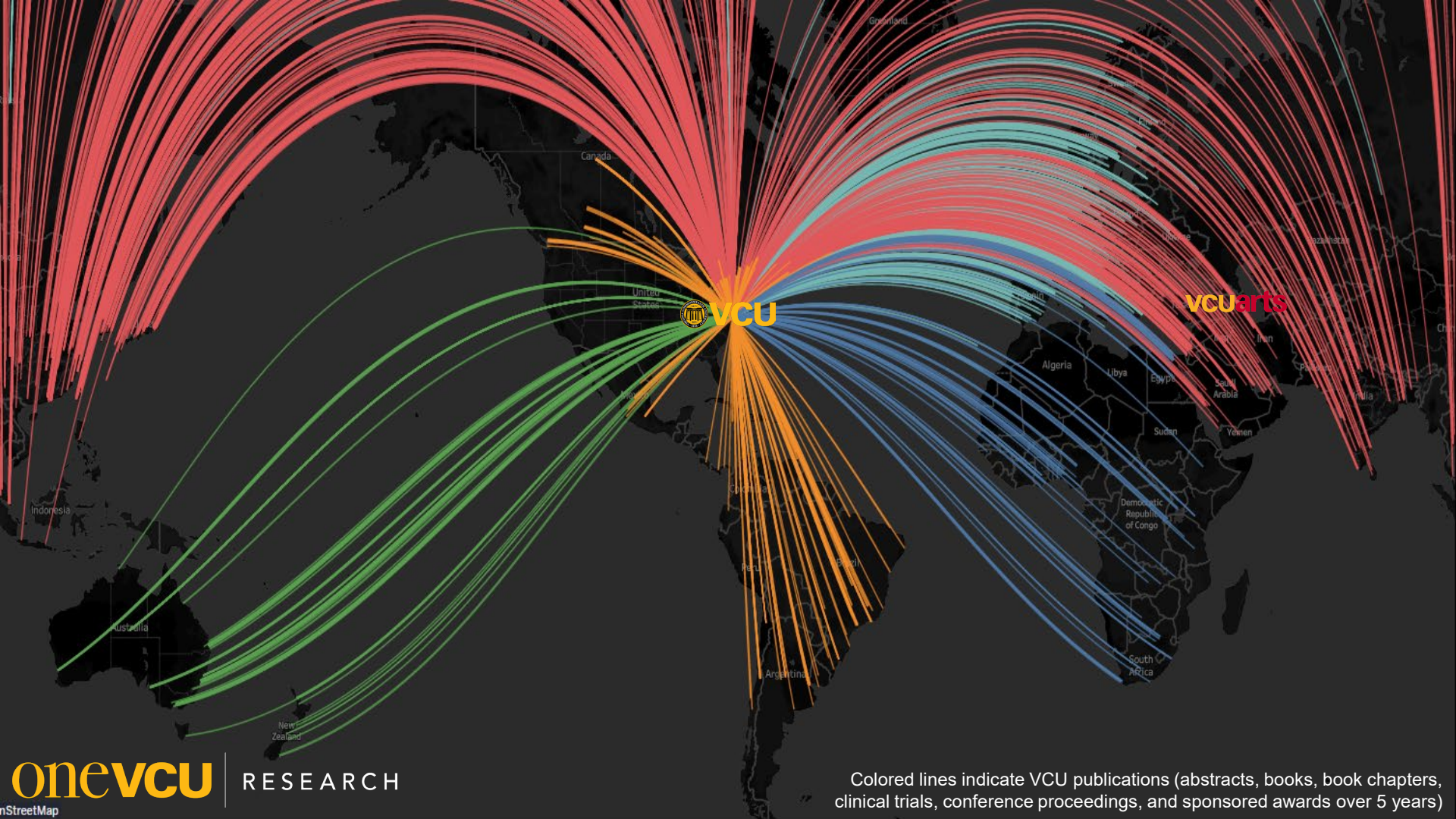


# 60% of VCU's postdoctoral trainees are from international backgrounds



## VCU Postdoctoral Trainees by Fiscal Year





# **Appendix (from Board Book)**



# VCU's top international collaborators

**Lukasz Kurgan, Ph.D.**  
Computer Science  
Engineering

**Huiping Zhou, Ph.D.**  
Microbiology and  
Immunology

**B. Frank Gupton, Ph.D.**  
Pharmaceutical, Chemical and  
Life Science Engineering

**Alexis Edwards, Ph.D.**  
Clinical and Translational  
Sciences

**Preetam Ghosh, Ph.D.**  
Engineering: Computer  
Science

**Puru Jena, Ph.D.**  
Nanoscience and  
Nanotechnology

**Kenneth Kendler, M.D.**  
Neuroscience

**Nathan Gillespie,  
Ph.D.**  
Clinical and  
Translational Sciences

**Jasmin Vassileva, Ph.D.**  
Psychiatry and Psychology

**Nicholas Farrell, Ph.D.**  
Chemistry and Chemical  
Biology



# VCU leadership forges global connections

Ahmedabad, India



Sofia, Bulgaria



Nestor Forster, Ambassador of Brazil to the U.S. visits VCU



Marrakesh, Morocco



Mainz, Germany



Sekou Berthe, Ambassador of Mali to the U.S. visits VCU

