



**VIRGINIA COMMONWEALTH
BOARD OF VISITORS**

1:00 P.M.**

MAY 8, 2020

ELECTRONIC MEETING

DRAFT

AGENDA

1. **CALL TO ORDER & OPENING COMMENTS** **Mr. Keith Parker, Rector**
2. **APPROVAL OF THE AGENDA** **Mr. Keith Parker, Rector**
3. **APPROVAL OF MINUTES** **Mr. Keith Parker, Rector**
February 28, 2020
April 7, 2020
4. **PRESIDENT'S REPORT** **Dr. Michael Rao, President**
5. **ACADEMIC AFFAIRS UPDATE** **Dr. Gail Hackett, Provost and Senior Vice President for Academic Affairs**
Dr. Tomikia LeGrande, Vice Provost for Strategic Enrollment Management
6. **HEALTH SCIENCES AND VCU HEALTH SYSTEM UPDATE** **Dr. Peter F. Buckley, Interim Senior Vice President for Health Sciences and CEO of the VCU Health System**
7. **REPORT FROM THE CHIEF FINANCIAL OFFICER** **Ms. Karol Kain Gray, Senior Vice President and Chief Financial Officer**
 - a. Tuition and Fees Recommendation
8. **PUBLIC COMMENT PERIOD** **Ms. Chelsea Gray, Assistant Secretary & Board Liaison**
9. **VCU INVESTMENT MANAGEMENT COMPANY REPORT** **Ms. Nancy C. Everett, Chief Investment Officer, VCU Investment Management Company**

**10. FINANCE, BUDGET AND INVESTMENT
ACTION ITEMS, RECOMMENDATION FOR:**

Ms. Karol Kain Gray, *Senior Vice President and Chief Financial Officer*
Dr. Meredith Weiss, *Vice President for Administration*

- a. Approval of proposed 2020-2021 Tuition and Fees
- b. Resolution for General Revenue Pledge Bonds
- c. Amendment to Capital Plan – ICA

**11. ACADEMIC ACTION ITEMS,
RECOMMENDATION FOR:**

Dr. Gail Hackett, *Provost and Senior Vice President for Academic Affairs*

New Degree Program Proposals

- a. Proposal to create a Doctor of Philosophy in Biosciences – *College of Humanities and Sciences*
- b. Proposal to create a Doctor of Philosophy in Computer Science – *College of Engineering*
- c. Proposal to create a Doctor of Nursing Practice – *School of Nursing*
- d. Proposal to create a Master of Brand Strategy and Design – *School of Business*

Organizational Change Proposals

- e. Proposal requesting a name change to the Department of Kinetic Imaging to the Department of Kinetic Imaging and Sound - *School of the Arts*

Policy Revisions

- f. Revised Additional Sources of Academic Credit Policy – *Office of the Provost*

**12. REPORT OF THE BOARD NOMINATING
COMMITTEE:**

Mr. Keith Parker, *Rector*

- a. Approval of Vice Rector and Secretary for FY 2020-2021

**13. REPORT FROM DEVELOPMENT AND
ALUMNI RELATIONS ACTION ITEMS,
RECOMMENDATION FOR:**

Mr. Jay Davenport, *Vice President for Development and Alumni Relations*

- a. Conclusion of the Make It Real Campaign

14. CLOSED SESSION – *Freedom of Information*

Act Sections 2.2-3711 (A)(1), (7), (8), (9), and (23) specifically:

- a. President's Report
- b. Personnel Matters
 - i. Faculty Tenure Appointments, Changes in Status and Other Personnel Actions
- c. Legal Report

Dr. Michael Rao, *President*

Dr. Michael Rao, *President*

Mr. Mike Melis, *University Counsel*
Mr. Jacob Belue, *University Counsel*

- d. Named Fund and Spaces Report & Approved
Named Funds under \$50,000

Mr. Jay Davenport, *Vice President for
Development and Alumni Relations*

**15. RETURN TO OPEN SESSION AND
CERTIFICATION**

Mr. Keith Parker, *Rector*

Resolution and Certification

Action Items: Approval of items discussed in
closed session, if any

16. OTHER BUSINESS

Mr. Keith Parker, *Rector*

17. ADJOURNMENT

Mr. Keith Parker, *Rector*

**** The start time for the Board of Visitors meeting is approximate only. The meeting may begin either before or after the listed approximate start time as Board members are ready to proceed.**

NOTE: In accordance with the Board's operating procedures and in compliance with the Virginia Freedom of Information Act, there will be no opportunity for public comment at this meeting.

FY2020-2021 Tuition & Fees

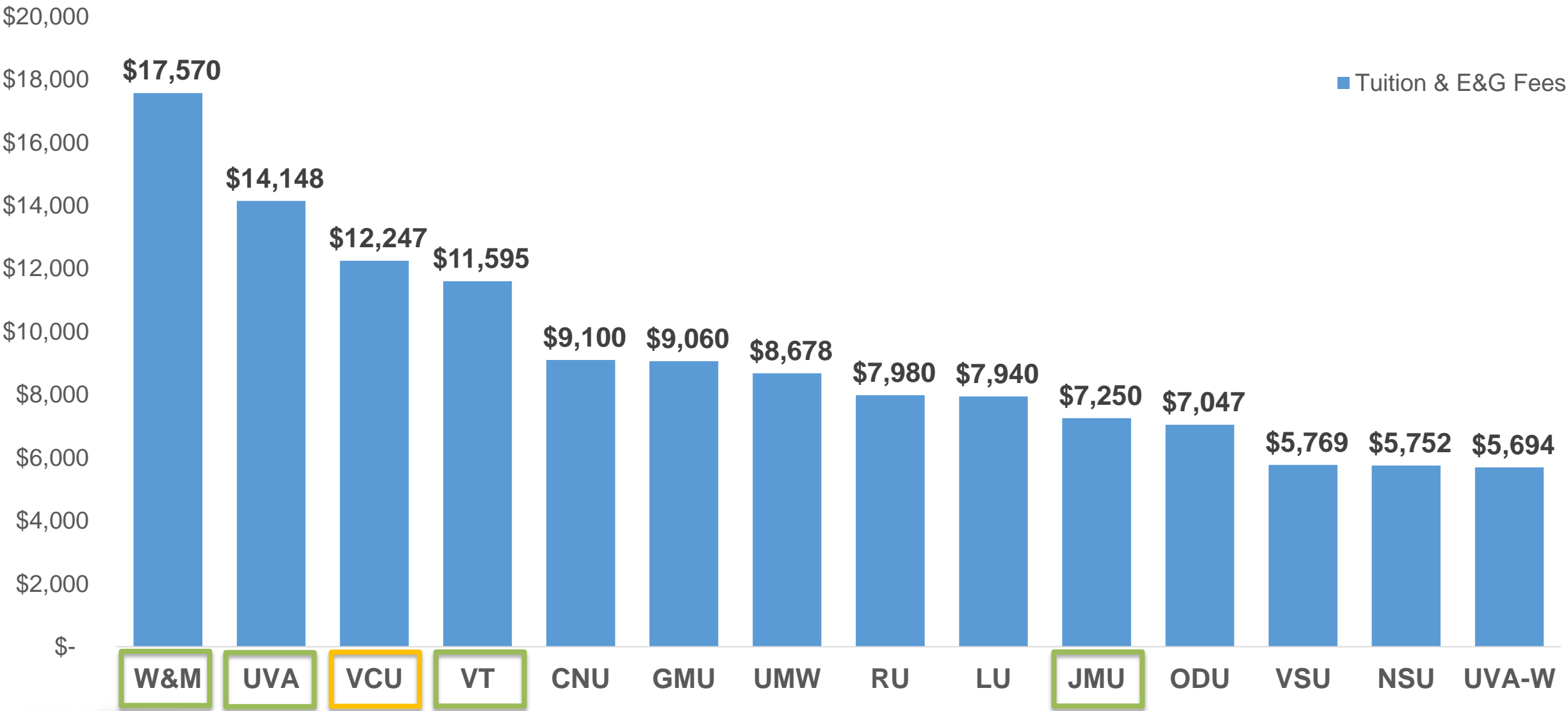
Board of Visitors Presentation

May 8, 2020

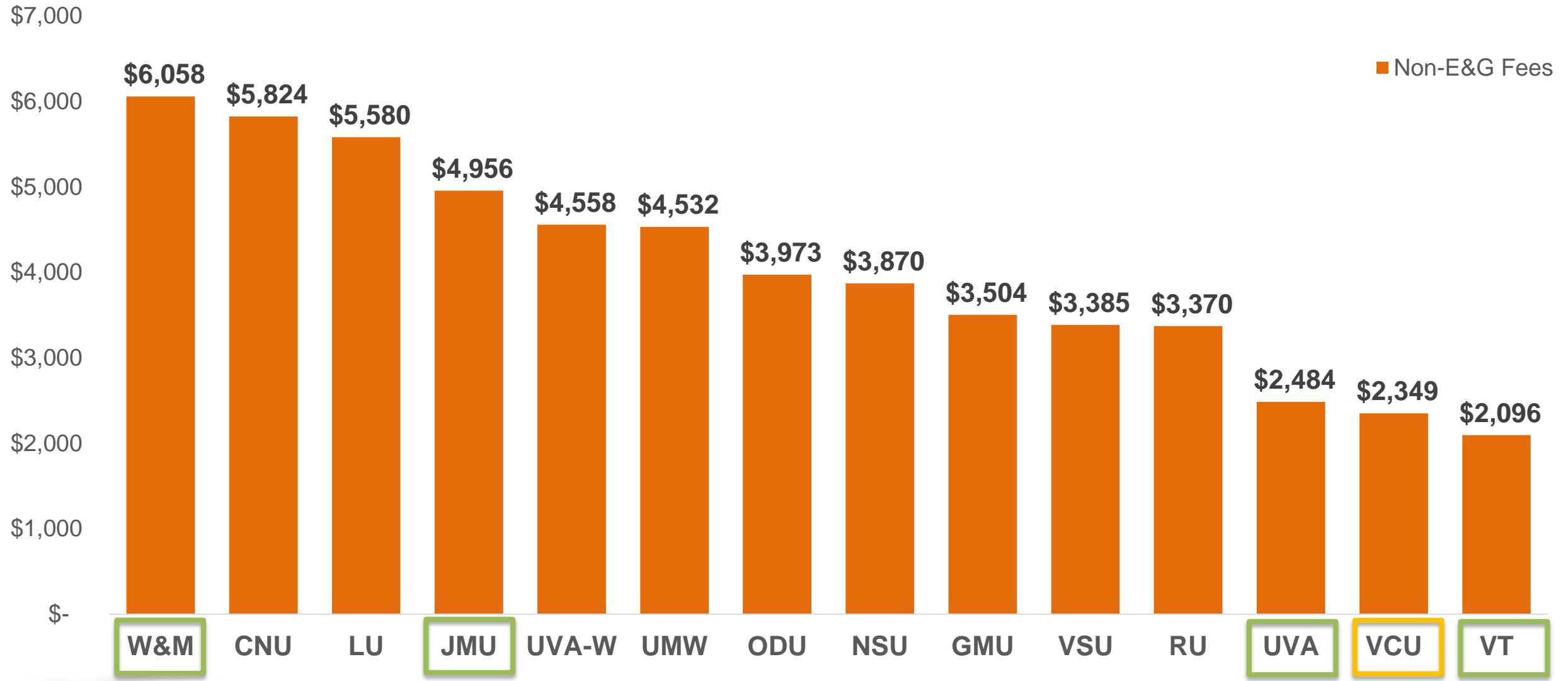


VCU

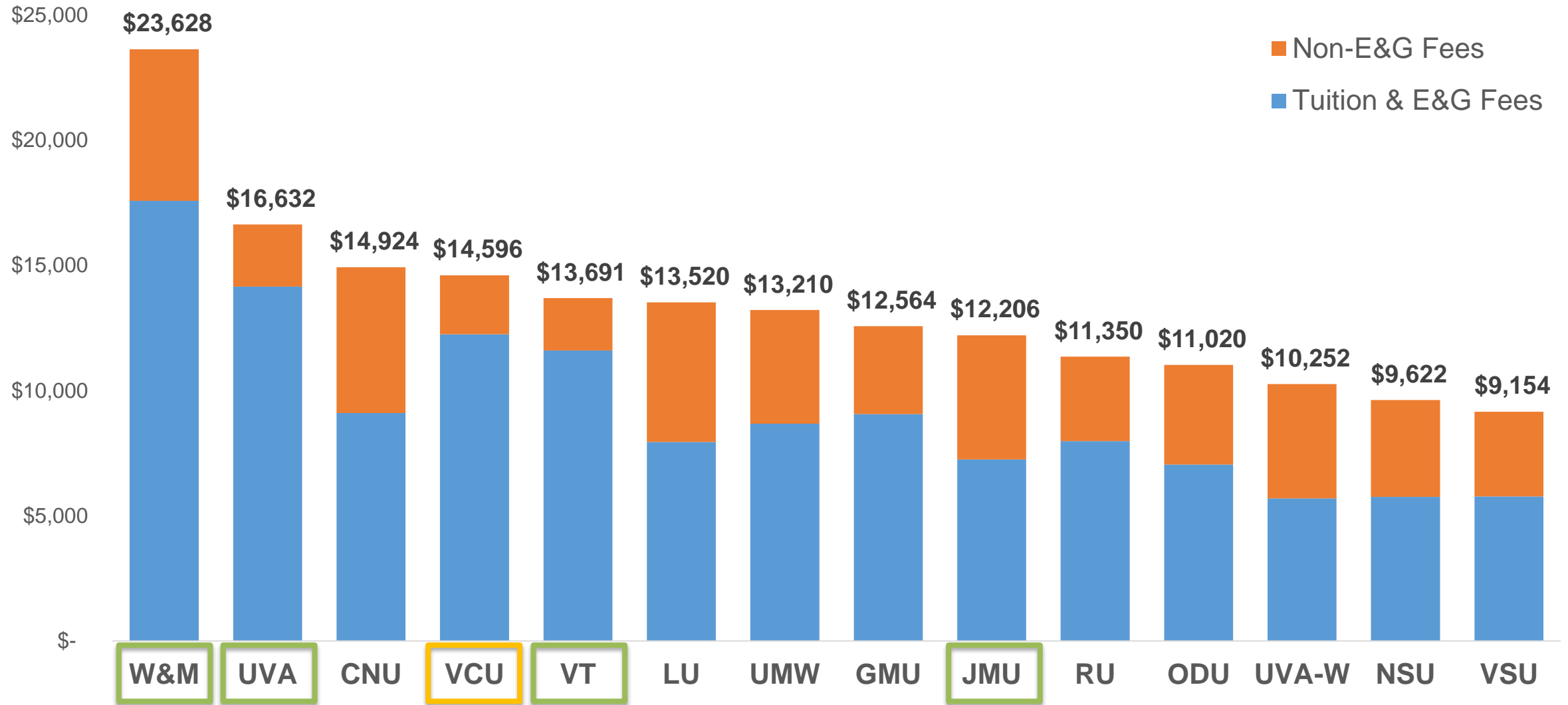
2019-2020 Resident Tuition Comparison



2019-2020 Mandatory Fees Comparison



2019-2020 Tuition and Mandatory Fees



Summary of Proposed Tuition and Fees – FY2021



VCU

Undergraduate Tuition Proposal

Resident							
Range of Proposed Tuition Increase*		0.0%	2.0%	4.0%	6.0%		
FY2020 Tuition	\$	12,094	\$ 12,094	\$ 12,094	\$ 12,094		
FY2021 Tuition Increase	\$	12,094	\$ 12,356	\$ 12,588	\$ 12,848		
Proposed \$ Increase Per Academic Year	\$	-	\$ 262	\$ 494	\$ 754		
Non-Resident							
Range of Proposed Tuition Increase*		0.0%	2.0%	4.0%	6.0%		
FY2020 Tuition	\$	32,742	\$ 32,742	\$ 32,742	\$ 32,742		
FY2021 Tuition Increase	\$	32,742	\$ 33,410	\$ 34,076	\$ 34,714		
Proposed \$ Increase Per Academic Year	\$	-	\$ 668	\$ 1,334	\$ 1,972		

*Based on Per-Credit charges of 15 credits for both Fall & Spring Semesters
 *In 2020 each percentage of undergraduate tuition increase generates \$2.7M

Masters Student Proposed Tuition

Resident							
Range of Proposed Tuition Increase*		0.0%	2.0%	4.0%	6.0%		
FY2020 Tuition	\$	12,618	\$ 12,618	\$ 12,618	\$ 12,618		
FY2021 Tuition Increase	\$	12,618	\$ 12,888	\$ 13,140	\$ 13,392		
Proposed \$ Increase Per Academic Year	\$	-	\$ 270	\$ 522	\$ 774		
Non-Resident							
Range of Proposed Tuition Increase*		0.0%	2.0%	4.0%	6.0%		
FY2020 Tuition	\$	25,956	\$ 25,956	\$ 25,956	\$ 25,956		
FY2021 Tuition Increase	\$	25,956	\$ 26,478	\$ 27,000	\$ 27,522		
Proposed \$ Increase Per Academic Year	\$	-	\$ 522	\$ 1,044	\$ 1,566		

*Based on 9 credits a semester

*In 2020 each percentage of Masters tuition increase generates \$430k

Doctoral Student Proposed Tuition

Resident						
Range of Proposed Tuition Increase*		0.0%	2.0%	4.0%	6.0%	
FY2020 Tuition	\$	10,404	\$ 10,404	\$ 10,404	\$ 10,404	
FY2021 Tuition Increase	\$	10,404	\$ 10,620	\$ 10,836	\$ 11,034	
Proposed \$ Increase Per Academic Year	\$	-	\$ 216	\$ 432	\$ 630	
Non-Resident						
Range of Proposed Tuition Increase*		0.0%	2.0%	4.0%	6.0%	
FY2020 Tuition	\$	22,212	\$ 22,212	\$ 22,212	\$ 22,212	
FY2021 Tuition Increase	\$	22,212	\$ 22,662	\$ 23,112	\$ 23,562	
Proposed \$ Increase Per Academic Year	\$	-	\$ 450	\$ 900	\$ 1,350	

*Based on 9 credits a semester

*In 2020 each percentage of Doctoral tuition increase generates \$250k

First Professional Student Proposed Tuition

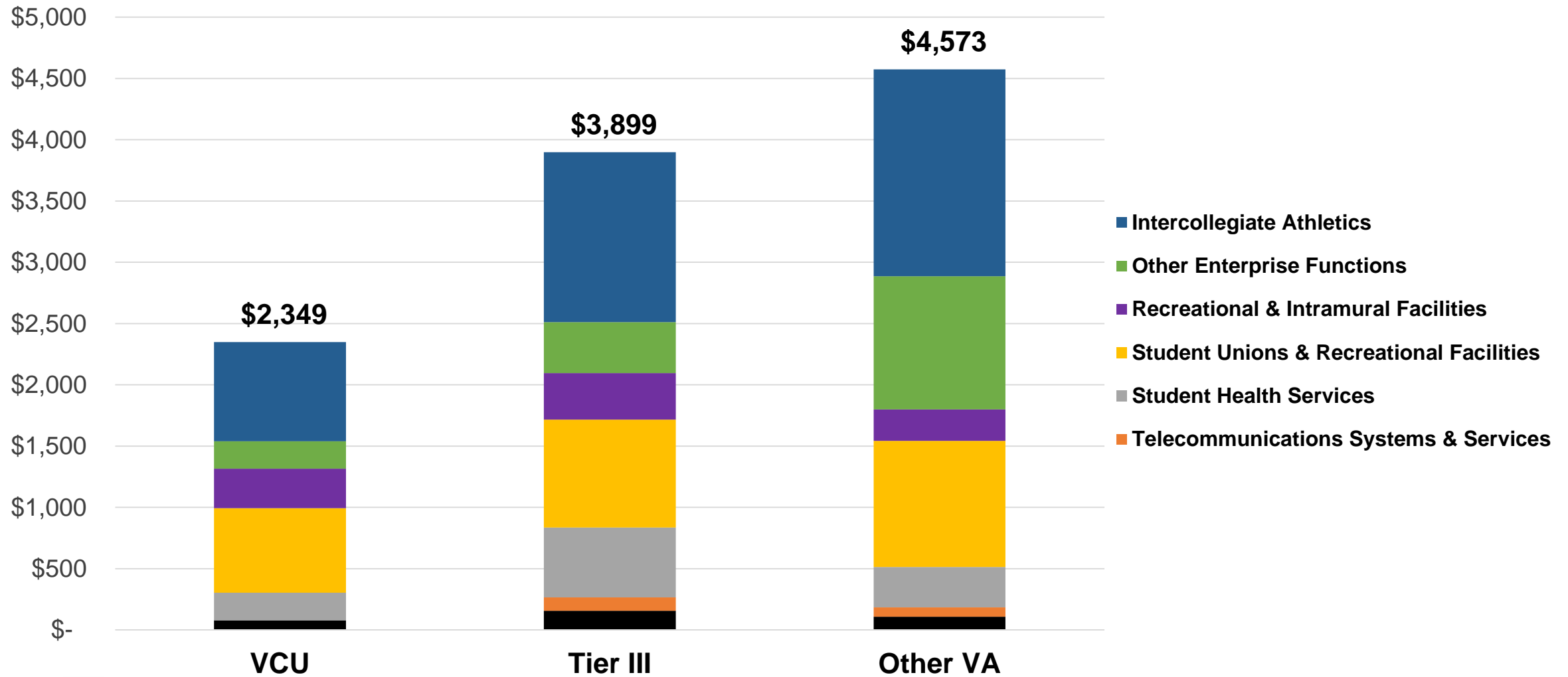
First Professionals	FY2020	FY2021 Proposed	\$ Increase	% Increase
<u>Medicine</u>				
Resident	\$ 32,144	\$ 33,751	\$ 1,607	5.0%
Non-Resident	\$ 53,883	\$ 56,577	\$ 2,694	5.0%
<u>Dentistry</u>				
Resident	\$ 41,615	\$ 43,279	\$ 1,664	4.0%
Non-Resident	\$ 73,325	\$ 76,258	\$ 2,933	4.0%
<u>Pharmacy</u>				
Resident	\$ 27,954	\$ 28,654	\$ 700	2.5%
Non-Resident	\$ 40,284	\$ 41,292	\$ 1,008	2.5%

Use of Mandatory Fees

- **Education & General (E&G) Fees:**
 - **Library Fee** funds operating costs for Library including 24-hour access and development of student resources (e.g. low-cost course materials)
 - **Technology Fee** funds software and hardware used in classrooms and computer labs
- **Non-E&G Fees:**
 - **University Fee** funds Athletics, Student Commons, Rec Sports, Student Services & Student Support
 - **Health Fee** funds student primary care, mental health, in house pharmacy, and immunization clinics
 - **Student Activity Fee** funds student organizations, sports club teams, concerts, speakers, publications
- **Capital Outlay Fee:** This fee only applies to Non-Resident students and is mandated by the General Assembly to reimburse the state for debt service costs attributable to the financing of buildings and equipment.

Use of Mandatory Non-E&G Fees

2019-2020 Mandatory Non-E&G Fee Comparison



Mandatory E&G and Non-E&G Fees Proposal

	FY2020	FY2021	Rate	Rate
E&G Mandatory Fees	Rates	Rate	Increase \$	Increase %
Library Fee	70	80	10	14%
Technology Fee	83	85	2	2%
Non-E&G Mandatory Fees				
University Fee	2,035	2137	102	5%
Health Service Fee	224	224	0	0%
Student Activity Fee	90	90	0	0%
<i>Capital Outlay Fee*</i>	660	690	30	5%
Total Mandatory Fees - Resident	\$ 2,502	\$ 2,616	\$ 114	4.6%
Total Mandatory Fees - Non-Resident	\$ 3,162	\$ 3,306	\$ 144	4.6%

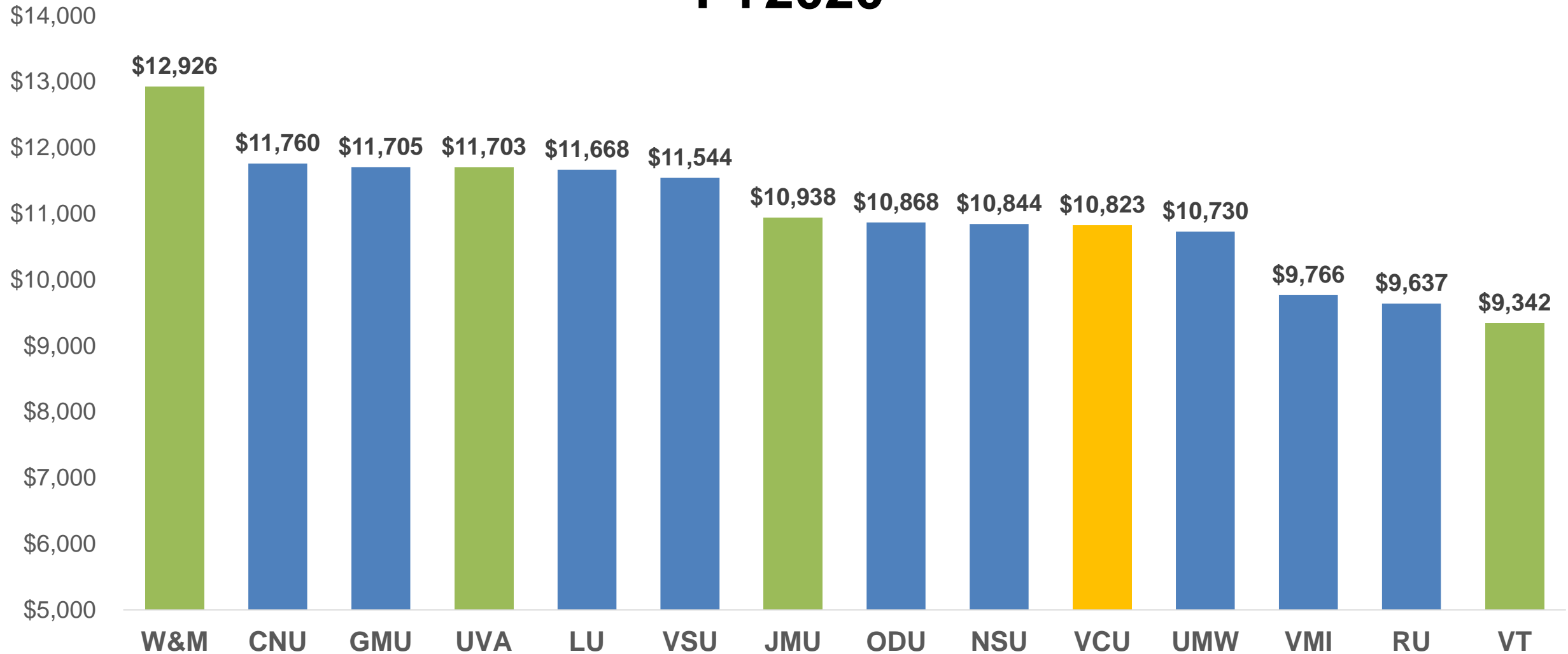
**Fee applies to Non-Residents only*

Selected Non-Mandatory Fees

- **Housing Rates***: FY2021 proposed housing rates will increase 4% due to proposed salary and benefit increases, utilities and contract cost increases.
 - FY2021: \$6,297 - Increase of \$242
- **Dining Rates***: FY 2021 proposed dining rates reflect an increase of \$106 or 4.97% as required to support the contractual Consumer Price Index increase of 2.65% and to continue to improve customer service and enhance the dining program.
 - FY2021: \$4,480 - Increase of \$212
- **Parking Rates***: FY 2021 proposed parking rates reflect an increase of 2.6% for students or \$9 per semester
 - FY2021: \$476 – Increase of \$18

**Based on most typical rates*

Comparison of Housing & Dining Fees FY2020

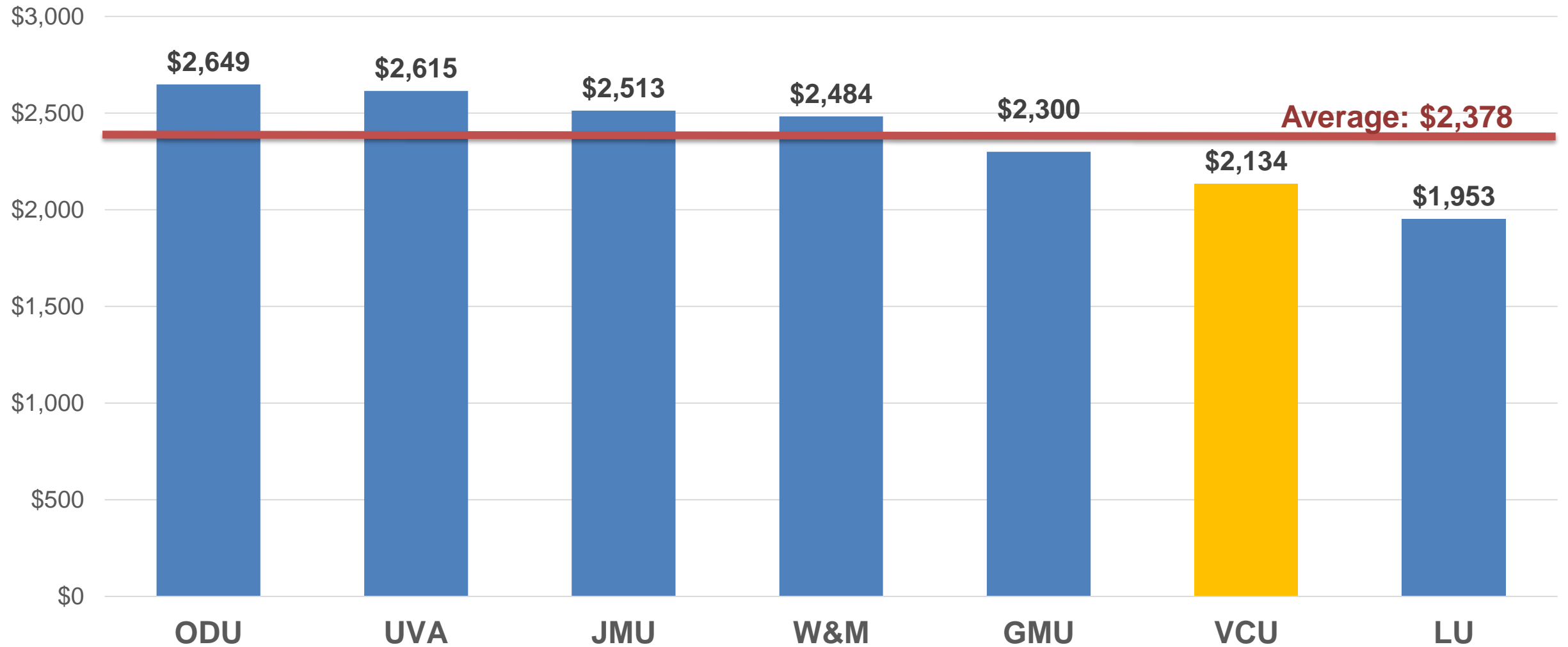


**Based on most typical rates*

SCHEV TF01 Report

Sample 2020 Dining Plan Prices

Per semester



Undergraduate Resident Inclusive of Room and Board

	<u>2019-2020</u>	<u>2020-2021</u>		
Tuition - 15 Credit Hours	\$ 12,094	\$ 12,094	\$ 0	0%
University Fee	2,035	2,137		
Technology Fee	83	85		
Library Fee	70	80		
Health Service Fee	224	224		
Student Activity Fee	90	90		
Subtotal: Tuition & Mandatory Fees	\$ 14,596	\$ 14,710	\$ 114	.8%
Room	7,734	8,043		
Board	4,268	4,480		
Subtotal: Room & Board	\$ 12,002	\$ 12,523	\$ 521	4%
Total: Tuition Mandatory Fees, Room, & Board	\$ 26,598	\$ 27,233	\$ 635	2%

Summary of Tuition Recommendations for FY2021

Tuition \$ Increase	Tuition % Increase	Tuition & Fee Increase		Student Classification
\$		\$	%	
-	0.0%	114	0.8%	Resident Undergraduate
-	0.0%	144	0.9%	Non-Resident Undergraduate
-	0.0%	114	0.8%	Resident Masters
-	0.0%	144	0.5%	Non-Resident Masters
-	0.0%	114	0.9%	Resident Doctoral
-	0.0%	144	0.6%	Non-Resident Doctoral
1,607	5.0%	1,803	5.1%	Resident Medicine
2,694	5.0%	2,920	5.1%	Non-Resident Medicine
700	2.5%	812	2.6%	Resident Pharmacy
1,008	2.5%	1,150	2.6%	Non-Resident Pharmacy
1,664	4.0%	2,304	4.0%	Resident Dentistry
2,933	4.0%	3,603	4.0%	Non-Resident Dentistry

Myriad Benefits under Proposed Fee Consolidation Structure

We believe that moving forward with simplified program fees for all students will optimize VCU's pricing structure, eliminate confusion, and create efficiencies.

Easier to compute cost of attendance

Transparency. The price you see is the price you pay

Simplicity. Bundled program fees will replace over 400 individual course fees

Revenue neutral in most cases: No negative impacts on course or program fee revenue for academic units

Reduced administrative and technological burden for Budget, Bursar, Financial Aid and Registrar's offices

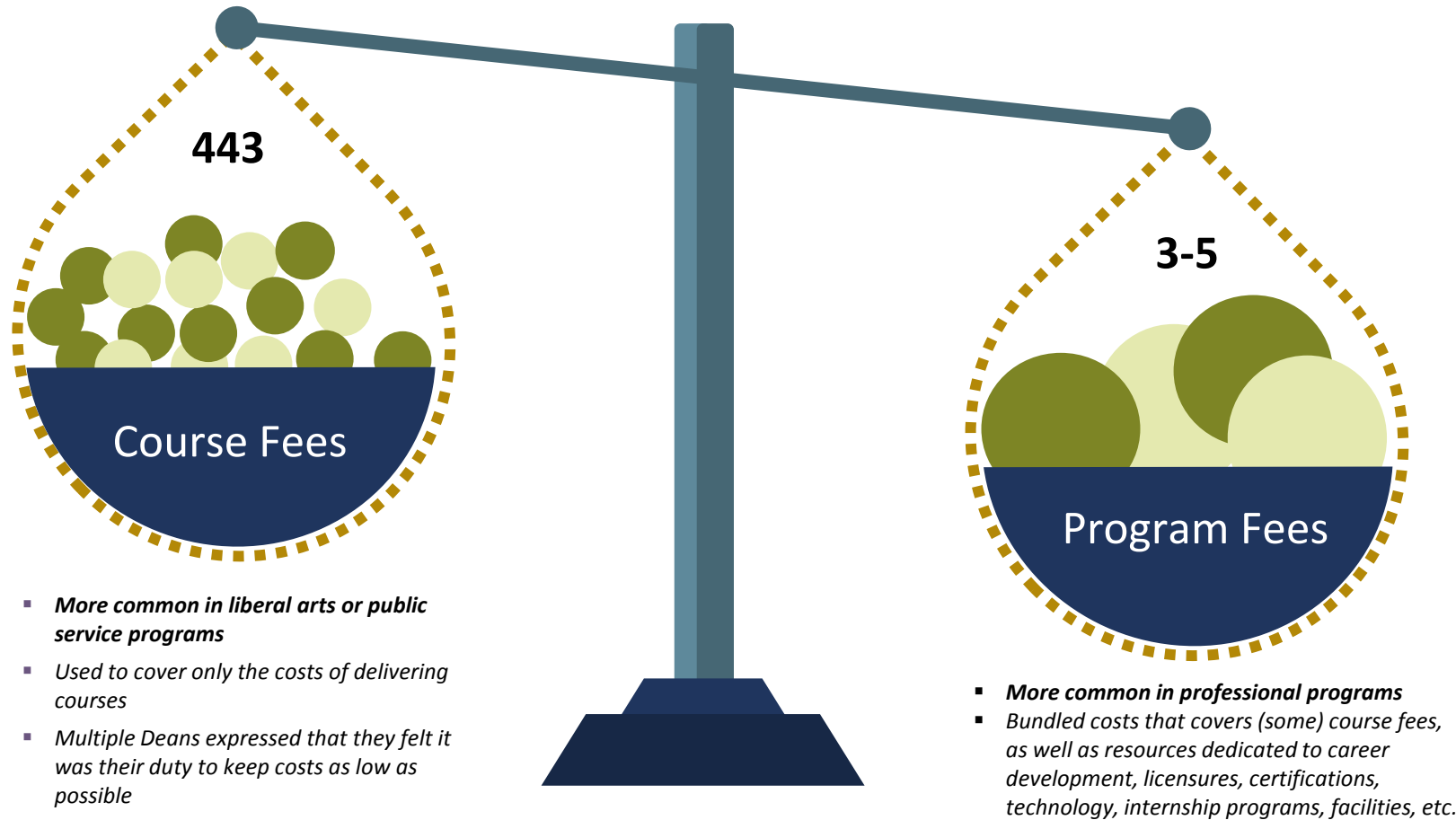
Standardization of course fees across entire VCU catalog

**Increased
Transparency and
Simplicity**

Aligning the course catalog across the entire VCU system will be particularly impactful for students that transfer between colleges/schools, while also making operations and technology substantially simpler for the Bursar's office.


VCU Undergraduate Students Bear the Burden of Myriad Fees

Undergraduates are faced with the challenge of predicting the *actual* cost to attend VCU, which can be influenced by a multitude of university, course, and program fees, in addition to tuition.



Tuition and Fee Structure Simplified

The proposed tuition and fee structure create a more balanced and predictable view of the cost of a program or major.



Proposed Program Fees by Academic Unit

Academic programs that have existing program fees will be assessed on the per capita basis they are currently using, whereas academic units that are initiating program fees will be on a per credit hour basis.

Undergraduate Academic Unit	Proposed Rates for Fall 2020 Term				
	Core Curriculum Fee (per Credit Hour)	Core Curriculum Fee (Full Time)	Fall 2020 per CH UG Program Fee	Per Student UG Program Fee (Full Time)	Per Student UG Program Fee (Part Time)
Arts	n/a	\$15.00	n/a	\$925.00	\$110/credit hour
Business	n/a	\$15.00	n/a	\$234.00	\$110 (flat)
Dentistry					
Dental Hygiene - Year 1	n/a	\$15.00	n/a	\$1,807.00	\$151/credit hour
Dental Hygiene - Year 2	n/a	\$15.00	n/a	\$769.00	\$65/credit hour
Education	\$1.00	n/a	\$3.00	n/a	n/a
Engineering					
Resident	n/a	\$15.00	n/a	\$1,045.00	\$85/credit hour
Non-Resident	n/a	\$15.00	n/a	\$1,304.00	\$106/credit hour
Health Professions	n/a	\$15.00	n/a	\$200.00	\$50/credit hour
Humanities and Sciences					
Tier 1	n/a	n/a	\$11.00	n/a	n/a
Tier 2	n/a	n/a	\$3.00	n/a	n/a
Tier 3	n/a	n/a	\$1.00	n/a	n/a
L.D. Wilder Govt. & Pub. Affairs	\$1.00	n/a	\$0.00	n/a	n/a
Nursing	\$1.00	n/a			
BS, Nursing	\$1.00	n/a	\$59.00	n/a	n/a
Accelerated BS, Nursing	\$1.00	n/a	\$68.00	n/a	n/a
Pre-Nursing	\$1.00	n/a	\$0.00	n/a	n/a
RN to BSN	\$1.00	n/a	\$63.00	n/a	n/a
Social Work	\$1.00	n/a	\$8.00	n/a	n/a
University College (Interdisciplinary Studies)	\$1.00	n/a	\$0.00	n/a	n/a
VCU Life Sciences	\$1.00	n/a	\$4.00	n/a	n/a

Public Comment Period

The VCU Board of Visitor will receive comments solely on matters pertaining to Virginia Commonwealth University's budget and any potential tuition and fee increases

- Those pre-registered to speak may comment at this time
- Speakers are presented in the order of registration
- Speakers will be limited to three (3) minutes.


End of Presentation



VCU

VIRGINIA COMMONWEALTH UNIVERSITY

Proposed Tuition and Fees FY 2020-2021



**VCU Board of Visitors
May 8, 2020**

Executive Summary

The Virginia Commonwealth University budget plan for FY2020-2021 (FY2021) reflects the university's commitment to the strategic goals set forth in the university strategic plan, *Quest 2025, Together We Transform*, and the unique set of challenges presented as the university navigates through the ongoing impact of the COVID-19 pandemic. Plans for the upcoming year will continue to evolve as guidance is provided by state and federal government, and input is received from the VCU community.

In consideration of the evolving nature of the university plans for the upcoming year, the university and Board of Visitors has taken the unusual step of adopting the budget for FY2021 in two phases. In order to provide information as early as possible to our students and their families, the board met to review and approve the FY2021 tuition and fee schedule on May 8, 2020. The approved schedule of tuition and fees is detailed on the following pages. The board will meet to review and approve the balance of the annual budget plan at the second meeting currently scheduled for June 5, 2020. A complete budget, inclusive of the tuition and fee information presented here, will be available at digitally at that time.

Tuition and Fees

The university continues to recruit and graduate a highly diverse student body and is a national leader in promoting student access and success. Consistent with this commitment, the university has worked diligently to contain costs and increase student resources to accelerate success. This work has become particularly urgent in light of the financial difficulties imposed on many in our community by the pandemic. Therefore, for the upcoming year, VCU is committing to a zero percent change in base tuition for all undergraduates, all master's level students and all PhD students. This will be the second year VCU has held undergraduate base tuition to a 0% increase.

	<u>Resident Increase</u>	<u>Nonresident Increase</u>
Full-Time Credit Hour Undergraduate Students Living in Private Housing (15 credits per semester)	\$0	\$0
Full-Time Masters Students	\$0	\$0
Full-Time Doctoral Students	\$0	\$0

Expenses related to university student services are anticipated to increase in the new year, especially in light of the possible need to provide services in multiple formats due to the pandemic. In addition, several mandated expense increases are anticipated related to contractual cost and health benefits. These increases are reflected in the summary below.

- University fee will increase from \$2,035 to \$2,137, an increase of \$102.
- Technology fee will increase from \$83 to \$85, an increase of \$2.
- Library fee will increase from \$70 to \$80, an increase of \$10.
- Capital Outlay fee (applies only to nonresident students) will increase from \$660 to \$690, an increase of \$30.

- The following fees will not increase for FY 2020-2021.
 - Student Activity fee
 - Health Service fee

Total mandatory fees for FY2021

Resident Increase
\$114 to \$2,616

Nonresident Increase
\$144 to \$3,306

Housing and Dining

- A representative room charge for double occupancy in University housing will increase by \$262. Rates for all housing options are summarized beginning on page 72.
- The rate for a 200 Swipes with \$300 per semester in Dining Dollars will increase by \$212 for the academic year. Rates for all meal plans are summarized on page 74.

	<u>Resident Increase</u>	<u>Nonresident Increase</u>
<ul style="list-style-type: none"> • Full-Time Credit Hour Students Living in University Housing with 200 Swipes and \$300 in Dining Dollars (15 credits per semester) 	\$515	\$545

First Professional tuition and fee increases are summarized as follows:

- Tuition and mandatory fees for Medicine First Professional students will increase by between \$1,701 and \$2,920 depending on student residency and year.
- Dentistry First Professional tuition and mandatory fees will increase between \$2,304 and \$3,603 depending on student residency and year. Masters in Advanced Dental Education tuition and mandatory fees will increase \$12,257 for residents and \$26,312 for nonresidents.
- Tuition and mandatory fee charges for the First Professional PharmD Program will increase \$812 for resident students and \$1,150 for nonresident students.

Tuition for undergraduate Qatar Ministry of Education students studying in Qatar will equal \$58,818. The comprehensive fee (previously the mandatory book fee) remains at \$895 for FY 2020-2021. Students in Qatar programs pay fixed tuition for the duration of their program of study.

Proposed Program Specific Tuition and Fees

The ongoing university initiative to improve student financial services has been an important element in promoting student access and success. As a part of these improvements, the Office of Strategic Enrollment Management has developed a new structure for the numerous fees associated with individual undergraduate courses. This new structure will consolidate the highly varied course fees into a single program fee based on undergraduate student major. This new fee structure will be implemented for Fall 2020 (FY2021) and is anticipated to provide students and

their families with much more predictable and lower cost fees across semesters. The new fee structure is summarized on page 16 and is included in each individual school section. Please note that the comparison to FY2020 is for informational purposes only.

Summary of notes applicable to Tuition and Fee tables

- The Tuition and Fees section reflects all charges in dollars. Unless otherwise noted, students pay standard tuition and fee rates for their student classification type.
- Calculation of annual undergraduate tuition assumes 15 credit hours semester; 30 credit hours for the fall and spring semesters, although 12 credits per semester (24 credits per year) is considered full-time. Tuition will depend on the number of credit hours taken.
- Course overload fee: Full-time graduate students are also charged at the part-time per credit hour rate for each additional hour exceeding 15 credit hours per semester in which the student is enrolled. The overload fee does not apply to students in first professional programs or other programs which specifically require the student to enroll in courses that exceed the applicable maximum number of credit hours.
- Part-time student activity fee for programs on the MCV Campus are the total charge for the semester.
- Part-time undergraduate students enrolled in graduate courses required for their degree pay the undergraduate rate.
- Summer 2021 rates are projected and subject to revision. Student government fee rates are applicable to the total summer session.
- Students designated as “Off-Campus” do not pay student activity fee, university fee, student health fee, or capital outlay fees.

In addition to the tuition and fee charges identified, the president or his designee(s) may set tuition and fee charges for courses offered by the university. The rates shall be consistent with the university’s mission, the overall tuition and fee schedule, and state requirements.

If you have any trouble accessing the information contained in this document, please contact the VCU Office of Budget and Resource Analysis at budget@vcu.edu.

Questions or concerns requiring additional information should refer to the University Budget Office website at <https://budget.vcu.edu> for additional information, including how to contact the University Budget Office.

Virginia Commonwealth University
Typical Charges
Regular Session

	Resident			Nonresident		
	2019-2020	2020-2021	\$ Chg.	2019-2020	2020-2021	\$ Chg.

Full-Time Credit Hour Undergraduate Students, On-Campus

Undergraduates Living In Private Housing

Monroe Park Campus

Tuition- 15 Credit Hours ⁽¹⁾	\$	12,094	\$	12,094		\$	32,742	\$	32,742			
University Fee		2,035		2,137			2,035		2,137			
Technology Fee		83		85			83		85			
Library Fee		70		80			70		80			
Health Service Fee		224		224			224		224			
Student Activity Fee		90		90			90		90			
Capital Outlay Fee		n/a		n/a			660		690			
Total	\$	14,596	\$	14,710	\$	114	\$	35,904	\$	36,048	\$	144

MCV Campus

Tuition- 15 Credit Hours ⁽¹⁾	\$	12,094	\$	12,094		\$	32,742	\$	32,742			
University Fee		2,035		2,137			2,035		2,137			
Technology Fee		83		85			83		85			
Library Fee		70		80			70		80			
Health Service Fee		224		224			224		224			
Student Activity Fee		36		36			36		36			
Capital Outlay Fee		n/a		n/a			660		690			
Total	\$	14,542	\$	14,656	\$	114	\$	35,850	\$	35,994	\$	144

Undergraduates Living In University Housing

Monroe Park Campus

Tuition- 15 Credit Hours ⁽¹⁾	\$	12,094	\$	12,094		\$	32,742	\$	32,742			
University Fee		2,035		2,137			2,035		2,137			
Technology Fee		83		83			83		83			
Library Fee		70		80			70		80			
Health Service Fee		224		224			224		224			
Student Activity Fee		90		90			90		90			
Capital Outlay Fee		n/a		n/a			660		690			
Housing ⁽²⁾		6,364		6,555			6,364		6,555			
Board ⁽³⁾		4,268		4,480			4,268		4,480			
Total	\$	25,228	\$	25,743	\$	515	\$	46,536	\$	47,081	\$	545

⁽¹⁾ Tuition assumes 15 credit hours per semester; 30 credit hours for the fall and spring semesters, although 12 credits per semester (24 credits per year) is considered full-time. Tuition rates for full-time credit hour undergraduate students are listed on page III-7. Total tuition will depend on the number of credit hours taken.

⁽²⁾ Representative charge for double occupancy.

⁽³⁾ Assumes 200 swipes with \$300 per semester in Dining Dollars. Amount shown is for two semesters.

Virginia Commonwealth University
Typical Charges
Regular Session

	Resident			Nonresident		
	2019-2020	2020-2021	\$ Chg.	2019-2020	2020-2021	\$ Chg.
MCV Campus						
Tuition- 15 Credit Hours ⁽¹⁾	\$ 12,094	\$ 12,094		\$ 32,742	\$ 32,742	
University Fee	2,035	2,137		2,035	2,137	
Technology Fee	83	85		83	85	
Library Fee	70	80		70	80	
Health Service Fee	224	224		224	224	
Student Activity Fee	36	36		36	36	
Capital Outlay Fee	n/a	n/a		660	690	
Housing ⁽²⁾	6,364	6,555		6,364	6,555	
Board ⁽³⁾	4,268	4,480		4,268	4,480	
Total	<u>\$ 25,174</u>	<u>\$ 25,691</u>	\$ 517	<u>\$ 46,482</u>	<u>\$ 47,029</u>	\$ 547

Full-Time Credit Hour Undergraduate Students, Off-Campus

Tuition- 15 Credit Hours ⁽¹⁾	\$ 12,094	\$ 12,094		\$ 32,742	\$ 32,742	
Technology Fee	83	85		83	85	
Library Fee	70	80		70	80	
Total	<u>\$ 12,247</u>	<u>\$ 12,259</u>	\$ 12	<u>\$ 32,895</u>	<u>\$ 32,907</u>	\$ 12

Full-Time Credit Hour Undergraduate Students Tuition Rates and Applicable Fees

Tuition (per semester)						
12-14 Credit Hours	\$ 417	\$ 417		\$ 1,129	\$ 1,129	
15+ Credit Hours	\$ 209	\$ 209		\$ 565	\$ 565	
University Fee	\$ 2,035	\$ 2,137		\$ 2,035	\$ 2,137	
Technology Fee	\$ 83	\$ 85		\$ 83	\$ 85	
Library Fee	\$ 70	\$ 80		\$ 70	\$ 80	
Health Service Fee	\$ 224	\$ 224		\$ 224	\$ 224	
Student Activity Fee (MPC)	\$ 90	\$ 90		\$ 90	\$ 90	
Student Activity Fee (MCV)	\$ 36	\$ 36		\$ 36	\$ 36	
Capital Outlay Fee	n/a	n/a		\$ 660	\$ 690	
Graduate Student Activity Fee (MPC)	\$ 56	\$ 56		\$ 56	\$ 56	

⁽¹⁾ Tuition assumes 15 credit hours per semester; 30 credit hours for the fall and spring semesters, although 12 credits per semester (24 credits per year) is considered full-time. Tuition rates for full-time credit hour undergraduate students are listed at the bottom of this page. Total tuition will depend on the number of credit hours taken.

⁽²⁾ Representative charge for double occupancy.

⁽³⁾ Assumes 200 swipes with \$300 per semester in Dining Dollars. Amount shown is for two semesters.

Virginia Commonwealth University
Typical Charges
Regular Session

	Resident			Nonresident		
	2019-2020	2020-2021	\$ Chg.	2019-2020	2020-2021	\$ Chg.

Full-Time Graduate Students, On-Campus

Masters Programs - Monroe Park Campus

Tuition	\$ 12,618	\$ 12,618		\$ 25,956	\$ 25,956	
University Fee	2,035	2,137		2,035	2,137	
Technology Fee	83	85		83	85	
Library Fee	70	80		70	80	
Health Service Fee	224	224		224	224	
Student Activity Fee	56	56		56	56	
Capital Outlay Fee	n/a	n/a		660	690	
Total	<u>\$ 15,086</u>	<u>\$ 15,200</u>	\$ 114	<u>\$ 29,084</u>	<u>\$ 29,228</u>	\$ 144

Masters Programs - MCV Campus

Tuition	\$ 12,618	\$ 12,618		\$ 25,956	\$ 25,956	
University Fee	2,035	2,137		2,035	2,137	
Technology Fee	83	85		83	85	
Library Fee	70	80		70	80	
Health Service Fee	224	224		224	224	
Student Activity Fee	36	36		36	36	
Capital Outlay Fee	n/a	n/a		660	690	
Total	<u>\$ 15,066</u>	<u>\$ 15,180</u>	\$ 114	<u>\$ 29,064</u>	<u>\$ 29,208</u>	\$ 144

Doctoral Programs - Monroe Park Campus

Tuition	\$ 10,404	\$ 10,404		\$ 22,212	\$ 22,212	
University Fee	2,035	2,137		2,035	2,137	
Technology Fee	83	85		83	85	
Library Fee	70	80		70	80	
Health Service Fee	224	224		224	224	
Student Activity Fee	56	56		56	56	
Capital Outlay Fee	n/a	n/a		660	690	
Total	<u>\$ 12,872</u>	<u>\$ 12,986</u>	\$ 114	<u>\$ 25,340</u>	<u>\$ 25,484</u>	\$ 144

Doctoral Programs - MCV Campus

Tuition	\$ 10,404	\$ 10,404		\$ 22,212	\$ 22,212	
University Fee	2,035	2,137		2,035	2,137	
Technology Fee	83	85		83	85	
Library Fee	70	80		70	80	
Health Service Fee	224	224		224	224	
Student Activity Fee	36	36		36	36	
Capital Outlay Fee	n/a	n/a		660	690	
Total	<u>\$ 12,852</u>	<u>\$ 12,966</u>	\$ 114	<u>\$ 25,320</u>	<u>\$ 25,464</u>	\$ 144

Virginia Commonwealth University
Typical Charges
Regular Session

	Resident			Nonresident		
	2019-2020	2020-2021	\$ Chg.	2019-2020	2020-2021	\$ Chg.

Full-Time Graduate Students, Off-Campus

Masters Programs

Tuition	\$ 12,618	\$ 12,618		\$ 25,956	\$ 25,956	
Technology Fee	83	85		83	85	
Library Fee	70	80		70	80	
Total	<u>\$ 12,771</u>	<u>\$ 12,783</u>	\$ 12	<u>\$ 26,109</u>	<u>\$ 26,121</u>	\$ 12

Doctoral Programs

Tuition	\$ 10,404	\$ 10,404		\$ 22,212	\$ 22,212	
Technology Fee	83	85		83	85	
Library Fee	70	80		70	80	
Total	<u>\$ 10,557</u>	<u>\$ 10,569</u>	\$ 12	<u>\$ 22,365</u>	<u>\$ 22,377</u>	\$ 12

Course Overload Fee

Full-time graduate students are also charged at the part-time per credit hour rate for each additional hour exceeding 15 credit hours per semester in which the student is enrolled.

Students enrolled in overload courses are charged the additional per credit hour amount for tuition. The overload fee does not apply to students in first professional programs or other programs which specifically require the student to enroll in courses that exceed the applicable maximum number of credit hours.

Part-Time Students, On-Campus

Undergraduate Programs - Monroe Park Campus

Tuition	\$ 417	\$ 417		\$ 1,129	\$ 1,129	
University Fee	85	89		85	89	
Technology Fee	5	6		5	6	
Library Fee	4	5		4	5	
Student Activity Fee	4	4		4	4	
Capital Outlay Fee	n/a	n/a		28	30	
Total	<u>\$ 515</u>	<u>\$ 521</u>	\$ 6	<u>\$ 1,255</u>	<u>\$ 1,263</u>	\$ 8

Undergraduate Programs - MCV Campus

Tuition	\$ 417	\$ 417		\$ 1,129	\$ 1,129	
University Fee	85	89		85	89	
Technology Fee	5	6		5	6	
Library Fee	4	5		4	5	
Student Activity Fee ⁽¹⁾	7	7		7	7	
Capital Outlay Fee	n/a	n/a		28	30	
Total	<u>\$ 518</u>	<u>\$ 524</u>	\$ 6	<u>\$ 1,258</u>	<u>\$ 1,266</u>	\$ 8

⁽¹⁾ Per semester charge.

Virginia Commonwealth University
Typical Charges
Regular Session

	Resident			Nonresident		
	2019-2020	2020-2021	\$ Chg.	2019-2020	2020-2021	\$ Chg.
<i>Masters Programs - Monroe Park Campus</i>						
Tuition	\$ 701	\$ 701		\$ 1,442	\$ 1,442	
University Fee	85	89		85	89	
Technology Fee	5	6		5	6	
Library Fee	4	5		4	5	
Student Activity Fee	4	4		4	4	
Capital Outlay Fee	n/a	n/a		28	30	
Total	<u>\$ 799</u>	<u>\$ 805</u>	\$ 6	<u>\$ 1,568</u>	<u>\$ 1,576</u>	\$ 8
<i>Masters Programs - MCV Campus</i>						
Tuition	\$ 701	\$ 701		\$ 1,442	\$ 1,442	
University Fee	85	89		85	89	
Technology Fee	5	6		5	6	
Library Fee	4	5		4	5	
Student Activity Fee ⁽¹⁾	7	7		7	7	
Capital Outlay Fee	n/a	n/a		28	30	
Total	<u>\$ 802</u>	<u>\$ 808</u>	\$ 6	<u>\$ 1,571</u>	<u>\$ 1,579</u>	\$ 8
<i>Doctoral Programs - Monroe Park Campus</i>						
Tuition	\$ 578	\$ 578		\$ 1,234	\$ 1,234	
University Fee	85	89		85	89	
Technology Fee	5	6		5	6	
Library Fee	4	5		4	5	
Student Activity Fee	4	4		4	4	
Capital Outlay Fee	n/a	n/a		28	30	
Total	<u>\$ 676</u>	<u>\$ 682</u>	\$ 6	<u>\$ 1,360</u>	<u>\$ 1,368</u>	\$ 8
<i>Doctoral Programs - MCV Campus</i>						
Tuition	\$ 578	\$ 578		\$ 1,234	\$ 1,234	
University Fee	85	89		85	89	
Technology Fee	5	6		5	6	
Library Fee	4	5		4	5	
Student Activity Fee ⁽¹⁾	7	7		7	7	
Capital Outlay Fee	n/a	n/a		28	30	
Total	<u>\$ 679</u>	<u>\$ 685</u>	\$ 6	<u>\$ 1,363</u>	<u>\$ 1,371</u>	\$ 8

⁽¹⁾ Per semester charge.

Virginia Commonwealth University
Typical Charges
Regular Session

	Resident			Nonresident		
	2019-2020	2020-2021	\$ Chg.	2019-2020	2020-2021	\$ Chg.

Part-Time Students, Off-Campus

Undergraduate Programs

Tuition	\$ 417	\$ 417		\$ 1,129	\$ 1,129	
Technology Fee	5	6		5	6	
Library Fee	4	5		4	5	
Total	<u>\$ 426</u>	<u>\$ 428</u>	\$ 2	<u>\$ 1,138</u>	<u>\$ 1,140</u>	\$ 2

Masters Programs

Tuition	\$ 701	\$ 701		\$ 1,442	\$ 1,442	
Technology Fee	5	6		5	6	
Library Fee	4	5		4	5	
Total	<u>\$ 710</u>	<u>\$ 712</u>	\$ 2	<u>\$ 1,451</u>	<u>\$ 1,453</u>	\$ 2

Doctoral Programs

Tuition	\$ 578	\$ 578		\$ 1,234	\$ 1,234	
Technology Fee	5	6		5	6	
Library Fee	4	5		4	5	
Total	<u>\$ 587</u>	<u>\$ 589</u>	\$ 2	<u>\$ 1,243</u>	<u>\$ 1,245</u>	\$ 2

Note: Part-time undergraduate students enrolled in graduate courses required for their degree pay the undergraduate rate.

Virginia Commonwealth University
Typical Charges
Summer Session ⁽¹⁾

	Resident			Nonresident		
	2019-2020	2020-2021	\$ Chg.	2019-2020	2020-2021	\$ Chg.
Full-Time Credit Hour Undergraduate Students, On-Campus						
<i>Undergraduate Programs - Monroe Park Campus</i>						
Tuition- 15 Credit Hours ⁽²⁾	\$ 6,047	\$ 6,047		\$ 16,371	\$ 16,371	
University Fee	678	712		678	712	
Technology Fee	28	28		28	28	
Library Fee	23	40		23	40	
Student Activity Fee	15	15		15	15	
Capital Outlay Fee	n/a	n/a		330	345	
Total	<u>\$ 6,791</u>	<u>\$ 6,842</u>	\$ 51	<u>\$ 17,445</u>	<u>\$ 17,511</u>	\$ 66
<i>Undergraduate Programs - MCV Campus</i>						
Tuition- 15 Credit Hours ⁽²⁾	\$ 6,047	\$ 6,047		\$ 16,371	\$ 16,371	
University Fee	678	712		678	712	
Technology Fee	28	28		28	28	
Library Fee	23	40		23	40	
Student Activity Fee	12	12		12	12	
Capital Outlay Fee	n/a	n/a		330	345	
Total	<u>\$ 6,788</u>	<u>\$ 6,839</u>	\$ 51	<u>\$ 17,442</u>	<u>\$ 17,508</u>	\$ 66
Full-Time Credit Hour Undergraduate Students, Off-Campus						
Tuition- 15 Credit Hours ⁽²⁾	\$ 6,047	\$ 6,047		\$ 16,371	\$ 16,371	
Technology Fee	28	28		28	28	
Library Fee	23	40		23	40	
Total	<u>\$ 6,098</u>	<u>\$ 6,115</u>	\$ 17	<u>\$ 16,422</u>	<u>\$ 16,439</u>	\$ 17

⁽¹⁾ Summer 2021 rates projected. Subject to revision.

⁽²⁾ Tuition assumes 15 credit hours per semester; 30 credit hours for the fall and spring semesters, and 15 credit hours for the summer, although 12 credits per semester (24 credits per year) is considered full-time. Tuition rates for full-time credit hour undergraduate students are listed on page III-7. Total tuition will depend on the number of credit hours taken.

Virginia Commonwealth University
Typical Charges
Summer Session ⁽¹⁾

	Resident			Nonresident		
	2019-2020	2020-2021	\$ Chg.	2019-2020	2020-2021	\$ Chg.
Full-Time Graduate Students, On-Campus						
<i>Masters Programs - Monroe Park Campus</i>						
Tuition	\$ 6,309	\$ 6,309		\$ 12,978	\$ 12,978	
University Fee	678	712		678	712	
Technology Fee	28	28		28	28	
Library Fee	23	40		23	40	
Student Activity Fee	15	15		15	15	
Capital Outlay Fee	n/a	n/a		330	345	
Total	<u>\$ 7,053</u>	<u>\$ 7,104</u>	\$ 51	<u>\$ 14,052</u>	<u>\$ 14,118</u>	\$ 66
<i>Masters Programs - MCV Campus</i>						
Tuition	\$ 6,309	\$ 6,309		\$ 12,978	\$ 12,978	
University Fee	678	712		678	712	
Technology Fee	28	28		28	28	
Library Fee	23	40		23	40	
Student Activity Fee	12	12		12	12	
Capital Outlay Fee	n/a	n/a		330	345	
Total	<u>\$ 7,050</u>	<u>\$ 7,101</u>	\$ 51	<u>\$ 14,049</u>	<u>\$ 14,115</u>	\$ 66
<i>Doctoral Programs - Monroe Park Campus</i>						
Tuition	\$ 5,202	\$ 5,202		\$ 11,106	\$ 11,106	
University Fee	678	712		678	712	
Technology Fee	28	28		28	28	
Library Fee	23	40		23	40	
Student Activity Fee	15	15		15	15	
Capital Outlay Fee	n/a	n/a		330	345	
Total	<u>\$ 5,946</u>	<u>\$ 5,997</u>	\$ 51	<u>\$ 12,180</u>	<u>\$ 12,246</u>	\$ 66

⁽¹⁾ Summer 2021 rates projected. Subject to revision.

Virginia Commonwealth University
Typical Charges
Summer Session ⁽¹⁾

	Resident			Nonresident		
	2019-2020	2020-2021	\$ Chg.	2019-2020	2020-2021	\$ Chg.
Doctoral Programs - MCV Campus						
Tuition	\$ 5,202	\$ 5,202		\$ 11,106	\$ 11,106	
University Fee	678	712		678	712	
Technology Fee	28	28		28	28	
Library Fee	23	40		23	40	
Student Activity Fee	12	12		12	12	
Capital Outlay Fee	n/a	n/a		330	345	
Total	<u>\$ 5,943</u>	<u>\$ 5,994</u>	\$ 51	<u>\$ 12,177</u>	<u>\$ 12,243</u>	\$ 66

Full-Time Graduate Students, Off-Campus

Masters Students

Tuition	\$ 6,309	\$ 6,309		\$ 12,978	\$ 12,978	
Technology Fee	28	28		28	28	
Library Fee	23	40		23	40	
Total	<u>\$ 6,360</u>	<u>\$ 6,377</u>	\$ 17	<u>\$ 13,029</u>	<u>\$ 13,046</u>	\$ 17

Doctoral Students

Tuition	\$ 5,202	\$ 5,202		\$ 11,106	\$ 11,106	
Technology Fee	28	28		28	28	
Library Fee	23	40		23	40	
Total	<u>\$ 5,253</u>	<u>\$ 5,270</u>	\$ 17	<u>\$ 11,157</u>	<u>\$ 11,174</u>	\$ 17

Course Overload Fee

Full-time graduate students are also charged at the part-time per credit hour rate for each additional hour exceeding 15 credit hours per semester in which the student is enrolled.

Students enrolled in overload courses are charged the additional per credit hour amount for tuition. The overload fee does not apply to students in first professional programs or other programs which specifically require the student to enroll in courses that exceed the applicable maximum number of credit hours.

Part-Time Students, On-Campus

Undergraduate Programs - Monroe Park Campus

Tuition	\$ 417	\$ 417		\$ 1,129	\$ 1,129	
University Fee	57	59		57	59	
Technology Fee	5	6		5	6	
Library Fee	4	5		4	5	
Student Activity Fee	2	2		2	2	
Capital Outlay Fee	n/a	n/a		28	30	
Total	<u>\$ 485</u>	<u>\$ 489</u>	\$ 4	<u>\$ 1,225</u>	<u>\$ 1,231</u>	\$ 6

Summer 2021 rates projected. Subject to revision.

Virginia Commonwealth University
Typical Charges
Summer Session ⁽¹⁾

	Resident			Nonresident		
	2019-2020	2020-2021	\$ Chg.	2019-2020	2020-2021	\$ Chg.
<i>Undergraduate Programs - MCV Campus</i>						
Tuition	\$ 417	\$ 417		\$ 1,129	\$ 1,129	
University Fee	57	59		57	59	
Technology Fee	5	6		5	6	
Library Fee	4	5		4	5	
Student Activity Fee ⁽¹⁾	7	7		7	7	
Capital Outlay Fee	n/a	n/a		28	30	
Total	<u>\$ 490</u>	<u>\$ 494</u>	\$ 4	<u>\$ 1,230</u>	<u>\$ 1,236</u>	\$ 6
<i>Masters Programs - Monroe Park Campus</i>						
Tuition	\$ 701	\$ 701		\$ 1,442	\$ 1,442	
University Fee	57	59		57	59	
Technology Fee	5	6		5	6	
Library Fee	4	5		4	5	
Student Activity Fee	2	2		2	2	
Capital Outlay Fee	n/a	n/a		28	30	
Total	<u>\$ 769</u>	<u>\$ 773</u>	\$ 4	<u>\$ 1,538</u>	<u>\$ 1,544</u>	\$ 6
<i>Masters Programs - MCV Campus</i>						
Tuition	\$ 701	\$ 701		\$ 1,442	\$ 1,442	
University Fee	57	59		57	59	
Technology Fee	5	6		5	6	
Library Fee	4	5		4	5	
Student Activity Fee ⁽¹⁾	7	7		7	7	
Capital Outlay Fee	n/a	n/a		28	30	
Total	<u>\$ 774</u>	<u>\$ 778</u>	\$ 4	<u>\$ 1,543</u>	<u>\$ 1,549</u>	\$ 6
<i>Doctoral Students - Monroe Park Campus</i>						
Tuition	\$ 578	\$ 578		\$ 1,234	\$ 1,234	
University Fee	57	59		57	59	
Technology Fee	5	6		5	6	
Library Fee	4	5		4	5	
Student Activity Fee	2	2		2	2	
Capital Outlay Fee	n/a	n/a		28	30	
Total	<u>\$ 646</u>	<u>\$ 650</u>	\$ 4	<u>\$ 1,330</u>	<u>\$ 1,336</u>	\$ 6

Summer 2021 rates projected. Subject to revision.

Virginia Commonwealth University
Typical Charges
Summer Session ⁽¹⁾

	Resident			Nonresident		
	2019-2020	2020-2021	\$ Chg.	2019-2020	2020-2021	\$ Chg.
<i>Doctoral Programs - MCV Campus</i>						
Tuition	\$ 578	\$ 578		\$ 1,234	\$ 1,234	
University Fee	57	59		57	59	
Technology Fee	5	6		5	6	
Library Fee	4	5		4	5	
Student Activity Fee ⁽¹⁾	7	7		7	7	
Capital Outlay Fee	n/a	n/a		28	30	
Total	<u>\$ 651</u>	<u>\$ 655</u>	\$ 4	<u>\$ 1,335</u>	<u>\$ 1,341</u>	\$ 6
Part-Time Students, Off-Campus						
<i>Undergraduate Programs</i>						
Tuition	\$ 417	\$ 417		\$ 1,129	\$ 1,129	
Technology Fee	5	6		5	6	
Library Fee	4	5		4	5	
Total	<u>\$ 426</u>	<u>\$ 428</u>	\$ 2	<u>\$ 1,138</u>	<u>\$ 1,140</u>	\$ 2
<i>Masters Programs</i>						
Tuition	\$ 701	\$ 701		\$ 1,442	\$ 1,442	
Technology Fee	5	6		5	6	
Library Fee	4	5		4	5	
Total	<u>\$ 710</u>	<u>\$ 712</u>	\$ 2	<u>\$ 1,451</u>	<u>\$ 1,453</u>	\$ 2
<i>Doctoral Programs</i>						
Tuition	\$ 578	\$ 578		\$ 1,234	\$ 1,234	
Technology Fee	5	6		5	6	
Library Fee	4	5		4	5	
Total	<u>\$ 587</u>	<u>\$ 589</u>	\$ 2	<u>\$ 1,243</u>	<u>\$ 1,245</u>	\$ 2

⁽¹⁾ Total summer session

Summer 2021 rates projected. Subject to revision.

Holiday Intersession

Only the per credit hour tuition rate is charged. No fees are charged.

Virginia Commonwealth University
Typical Charges
Undergraduate Students
Fee Simplification

	Resident			Non-Resident		
	2019-2020	2020-2021	\$ Chg.	2019-2020	2020-2021	\$ Chg.

Full Time Undergraduate Students - Based on 15 Credit Hours in the Fall and Spring

School of the Arts

Tuition	\$ 12,094	\$ 12,094		\$ 32,742	\$ 32,742	
Program Fee	1,880	1,880		1,880	1,880	
University Fee	2,035	2,137		2,035	2,137	
Technology Fee	83	85		83	85	
Library Fee	70	80		70	80	
Health Service Fee	224	224		224	224	
Student Activity Fee	90	90		90	90	
Capital Outlay Fee	n/a	n/a		660	690	
Total	<u>\$ 16,476</u>	<u>\$ 16,590</u>	\$ 114	<u>\$ 37,784</u>	<u>\$ 37,928</u>	\$ 144

School of Business

Tuition	\$ 12,094	\$ 12,094		\$ 32,742	\$ 32,742	
Program Fee	480	498		480	498	
University Fee	2,035	2,137		2,035	2,137	
Technology Fee	83	85		83	85	
Library Fee	70	80		70	80	
Health Service Fee	224	224		224	224	
Student Activity Fee	90	90		90	90	
Capital Outlay Fee	n/a	n/a		660	690	
Total	<u>\$ 15,076</u>	<u>\$ 15,208</u>	\$ 132	<u>\$ 36,384</u>	<u>\$ 36,546</u>	\$ 162

College of Humanities and Sciences

Tuition	\$ 12,094	\$ 12,094		\$ 32,742	\$ 32,742	
Program Fee - Tier 1 ⁽¹⁾	330	330		330	330	
University Fee	2,035	2,137		2,035	2,137	
Technology Fee	83	85		83	85	
Library Fee	70	80		70	80	
Health Service Fee	224	224		224	224	
Student Activity Fee	90	90		90	90	
Capital Outlay Fee	n/a	n/a		660	690	
Total	<u>\$ 14,926</u>	<u>\$ 15,040</u>	\$ 114	<u>\$ 36,234</u>	<u>\$ 36,378</u>	\$ 144

⁽¹⁾ Applies to Health, Physical Education & Exercise Sciences, Health Sciences, Forensic Science, Chemistry, Biology, Science, and Physics majors

College of Humanities and Sciences

Tuition	\$ 12,094	\$ 12,094		\$ 32,742	\$ 32,742	
Program Fee - Tier 2 ⁽¹⁾	90	90		90	90	
University Fee	2,035	2,137		2,035	2,137	
Technology Fee	83	85		83	85	
Library Fee	70	80		70	80	
Health Service Fee	224	224		224	224	
Student Activity Fee	90	90		90	90	
Capital Outlay Fee	n/a	n/a		660	690	
Total	<u>\$ 14,686</u>	<u>\$ 14,800</u>	\$ 114	<u>\$ 35,994</u>	<u>\$ 36,138</u>	\$ 144

College of Humanities and Sciences

Tuition	\$ 12,094	\$ 12,094		\$ 32,742	\$ 32,742	
Program Fee - Tier 3 ⁽²⁾	30	30		30	30	
University Fee	2,035	2,137		2,035	2,137	
Technology Fee	83	85		83	85	
Library Fee	70	80		70	80	
Health Service Fee	224	224		224	224	
Student Activity Fee	90	90		90	90	
Capital Outlay Fee	n/a	n/a		660	690	
Total	<u>\$ 14,626</u>	<u>\$ 14,740</u>	\$ 114	<u>\$ 35,934</u>	<u>\$ 36,078</u>	\$ 144

School of Education

Tuition	\$ 12,094	\$ 12,094		\$ 32,742	\$ 32,742	
Program Fee	120	120		120	120	
University Fee	2,035	2,137		2,035	2,137	
Technology Fee	83	85		83	85	
Library Fee	70	80		70	80	
Health Service Fee	224	224		224	224	
Student Activity Fee	90	90		90	90	
Capital Outlay Fee	n/a	n/a		660	690	
Total	<u>\$ 14,716</u>	<u>\$ 14,830</u>	\$ 114	<u>\$ 36,024</u>	<u>\$ 36,168</u>	\$ 144

College of Engineering

Tuition	\$ 12,094	\$ 12,094		\$ 32,742	\$ 32,742	
Program Fee	2,120	2,120		2,638	2,638	
University Fee	2,035	2,137		2,035	2,137	
Technology Fee	83	85		83	85	
Library Fee	70	80		70	80	
Health Service Fee	224	224		224	224	
Student Activity Fee	90	90		90	90	
Capital Outlay Fee	n/a	n/a		660	690	
Total	<u>\$ 16,716</u>	<u>\$ 16,830</u>	\$ 114	<u>\$ 38,542</u>	<u>\$ 38,686</u>	\$ 144

⁽¹⁾ Applies to Spanish-English Translation & Interpretation, Foreign Language, Anthropology, Mathematical Sciences, Undeclared-Humanities & Sciences, Psychology, and Mass Communication majors

⁽²⁾ Applies to English, International Studies, Liberal Studies for Early & Elementary Education, Philosophy, Political Science, Gender, Sexuality & Women Studies, Sociology, History, Religious Studies, African American Studies, and Pre-Nursing majors

School of Social Work

Tuition	\$ 12,094	\$ 12,094		\$ 32,742	\$ 32,742	
Program Fee - Per Credit	270	270		270	270	
University Fee	2,035	2,137		2,035	2,137	
Technology Fee	83	85		83	85	
Library Fee	70	80		70	80	
Health Service Fee	224	224		224	224	
Student Activity Fee	90	90		90	90	
Capital Outlay Fee	n/a	n/a		660	690	
Total	<u>\$ 14,866</u>	<u>\$ 14,980</u>	\$ 114	<u>\$ 36,174</u>	<u>\$ 36,318</u>	\$ 144

College of Health Professions

Tuition	\$ 12,094	\$ 12,094		\$ 32,742	\$ 32,742	
Program Fee	430	430		430	430	
University Fee	2,035	2,137		2,035	2,137	
Technology Fee	83	85		83	85	
Library Fee	70	80		70	80	
Health Service Fee	224	224		224	224	
Student Activity Fee	90	90		90	90	
Capital Outlay Fee	n/a	n/a		660	690	
Total	<u>\$ 15,026</u>	<u>\$ 15,140</u>	\$ 114	<u>\$ 36,334</u>	<u>\$ 36,478</u>	\$ 144

School of Dentistry**Dental Hygiene - Year 1**

Tuition	\$ 12,094	\$ 12,094		\$ 32,742	\$ 32,742	
Program Fee	3,644	3,644		3,644	3,644	
University Fee	2,035	2,137		2,035	2,137	
Technology Fee	83	85		83	85	
Library Fee	70	80		70	80	
Health Service Fee	224	224		224	224	
Student Activity Fee	90	90		90	90	
Capital Outlay Fee	n/a	n/a		660	690	
Dental Student Government Fee	50	50		50	50	
Total	<u>\$ 18,290</u>	<u>\$ 18,354</u>	\$ 64	<u>\$ 39,548</u>	<u>\$ 39,692</u>	\$ 144

Dental Hygiene - Year 2

Tuition	\$ 12,094	\$ 12,094		\$ 32,742	\$ 32,742	
Program Fee	1,568	1,568		1,568	1,568	
University Fee	2,035	2,137		2,035	2,137	
Technology Fee	83	85		83	85	
Library Fee	70	80		70	80	
Health Service Fee	224	224		224	224	
Student Activity Fee	90	90		90	90	
Capital Outlay Fee	n/a	n/a		660	690	
Dental Student Government Fee	50	50		50	50	
Total	<u>\$ 16,164</u>	<u>\$ 16,278</u>	\$ 114	<u>\$ 37,472</u>	<u>\$ 37,616</u>	\$ 144

School of Nursing**BS, Nursing**

Tuition	\$ 12,094	\$ 12,094		\$ 32,742	\$ 32,742	
Program Fee	1,800	1,800		1,800	1,800	
University Fee	2,035	2,137		2,035	2,137	
Technology Fee	83	85		83	85	
Library Fee	70	80		70	80	
Health Service Fee	224	224		224	224	
Student Activity Fee	90	90		90	90	
Capital Outlay Fee	n/a	n/a		660	690	
Total	<u>\$ 16,396</u>	<u>\$ 16,510</u>	\$ 114	<u>\$ 37,704</u>	<u>\$ 37,848</u>	\$ 144

Accelerated BS, Nursing

Tuition	\$ 12,094	\$ 12,094		\$ 32,742	\$ 32,742	
Program Fee	2,070	2,070		2,070	2,070	
University Fee	2,035	2,137		2,035	2,137	
Technology Fee	83	85		83	85	
Library Fee	70	80		70	80	
Health Service Fee	224	224		224	224	
Student Activity Fee	90	90		90	90	
Capital Outlay Fee	n/a	n/a		660	690	
Total	<u>\$ 16,666</u>	<u>\$ 16,780</u>	\$ 114	<u>\$ 37,974</u>	<u>\$ 38,118</u>	\$ 144

RN to BSN

Tuition	\$ 12,094	\$ 12,094		\$ 32,742	\$ 32,742	
Program Fee	1,920	1,920		1,920	1,920	
University Fee	2,035	2,137		2,035	2,137	
Technology Fee	83	85		83	85	
Library Fee	70	80		70	80	
Health Service Fee	224	224		224	224	
Student Activity Fee	90	90		90	90	
Capital Outlay Fee	n/a	n/a		660	690	
Total	<u>\$ 16,516</u>	<u>\$ 16,630</u>	\$ 114	<u>\$ 37,824</u>	<u>\$ 37,968</u>	\$ 144

University College

Tuition	\$ 12,094	\$ 12,094		\$ 32,742	\$ 32,742	
Program Fee	30	30		30	30	
University Fee	2,035	2,137		2,035	2,137	
Technology Fee	83	85		83	85	
Library Fee	70	80		70	80	
Health Service Fee	224	224		224	224	
Student Activity Fee	90	90		90	90	
Capital Outlay Fee	n/a	n/a		660	690	
Total	<u>\$ 14,626</u>	<u>\$ 14,740</u>	\$ 114	<u>\$ 35,934</u>	<u>\$ 36,078</u>	\$ 144

Life Sciences

Tuition	\$ 12,094	\$ 12,094		\$ 32,742	\$ 32,742	
Program Fee	150	150		150	150	
University Fee	2,035	2,137		2,035	2,137	
Technology Fee	83	85		83	85	
Library Fee	70	80		70	80	
Health Service Fee	224	224		224	224	
Student Activity Fee	90	90		90	90	
Capital Outlay Fee	n/a	n/a		660	690	
Total	<u>\$ 14,746</u>	<u>\$ 14,860</u>	\$ 114	<u>\$ 36,054</u>	<u>\$ 36,198</u>	\$ 144

L.D. Wilder Government & Public Affairs

Tuition	\$ 12,094	\$ 12,094		\$ 32,742	\$ 32,742	
Program Fee	30	30		30	30	
University Fee	2,035	2,137		2,035	2,137	
Technology Fee	83	85		83	85	
Library Fee	70	80		70	80	
Health Service Fee	224	224		224	224	
Student Activity Fee	90	90		90	90	
Capital Outlay Fee	n/a	n/a		660	690	
Total	<u>\$ 14,626</u>	<u>\$ 14,740</u>	\$ 114	<u>\$ 35,934</u>	<u>\$ 36,078</u>	\$ 144

Part Time Undergraduate Students - Per Credit Charges

School of the Arts

Tuition	\$ 417	\$ 417	\$ 1,129	\$ 1,129
Arts Major Differential	111	111	111	111
University Fee	85	89	85	89
Technology Fee	5	6	5	6
Library Fee	4	5	4	5
Student Activity Fee	4	4	4	4
Capital Outlay Fee	n/a	n/a	28	30
Total	<u>\$ 626</u>	<u>\$ 632</u>	<u>\$ 1,366</u>	<u>\$ 1,374</u>
		\$ 6		\$ 8

School of Business

Tuition	\$ 417	\$ 417	\$ 1,129	\$ 1,129
Program Fee ⁽¹⁾	119	119	119	119
University Fee	85	89	85	89
Technology Fee	5	6	5	6
Library Fee	4	5	4	5
Student Activity Fee	4	4	4	4
Capital Outlay Fee	n/a	n/a	28	30
Total	<u>\$ 634</u>	<u>\$ 640</u>	<u>\$ 1,374</u>	<u>\$ 1,382</u>
		\$ 6		\$ 8

College of Humanities and Sciences

Tuition	\$ 417	\$ 417	\$ 1,129	\$ 1,129
Program Fee - Tier 1 ⁽²⁾	11	11	11	11
University Fee	85	89	85	89
Technology Fee	5	6	5	6
Library Fee	4	5	4	5
Student Activity Fee	4	4	4	4
Capital Outlay Fee	n/a	n/a	28	30
Total	<u>\$ 526</u>	<u>\$ 532</u>	<u>\$ 1,266</u>	<u>\$ 1,274</u>
		\$ 6		\$ 8

College of Humanities and Sciences

Tuition	\$ 417	\$ 417	\$ 1,129	\$ 1,129
Program Fee - Tier 2 ⁽³⁾	3	3	3	3
University Fee	85	89	85	89
Technology Fee	5	6	5	6
Library Fee	4	5	4	5
Student Activity Fee	4	4	4	4
Capital Outlay Fee	n/a	n/a	28	30
Total	<u>\$ 518</u>	<u>\$ 524</u>	<u>\$ 1,258</u>	<u>\$ 1,266</u>
		\$ 6		\$ 8

⁽¹⁾ Per Semester charge.

⁽²⁾ Applies to Health, Physical Education & Exercise Sciences, Health Sciences, Forensic Science, Chemistry, Biology, Science, and Physics majors

⁽³⁾ Applies to Spanish-English Translation & Interpretation, Foreign Language, Anthropolgy, Mathematical Sciences, Undeclared-Humanities & Sciences, Psychology, and Mass Communication majors

College of Humanities and Sciences

Tuition	\$ 417	\$ 417	\$ 1,129	\$ 1,129	
Program Fee - Tier 3 ⁽¹⁾	1	1	1	1	
University Fee	85	89	85	89	
Technology Fee	5	6	5	6	
Library Fee	4	5	4	5	
Student Activity Fee	4	4	4	4	
Capital Outlay Fee	n/a	n/a	28	30	
Total	<u>\$ 516</u>	<u>\$ 522</u>	<u>\$ 1,256</u>	<u>\$ 1,264</u>	\$ 8

School of Education

Tuition	\$ 417	\$ 417	\$ 1,129	\$ 1,129	
Program Fee	4	4	4	4	
University Fee	85	89	85	89	
Technology Fee	5	6	5	6	
Library Fee	4	5	4	5	
Student Activity Fee	4	4	4	4	
Capital Outlay Fee	n/a	n/a	28	30	
Total	<u>\$ 519</u>	<u>\$ 525</u>	<u>\$ 1,259</u>	<u>\$ 1,267</u>	\$ 8

College of Engineering

Tuition	\$ 417	\$ 417	\$ 1,129	\$ 1,129	
Program Fee	86	86	107	107	
University Fee	85	89	85	89	
Technology Fee	5	6	5	6	
Library Fee	4	5	4	5	
Student Activity Fee	4	4	4	4	
Capital Outlay Fee	n/a	n/a	28	30	
Total	<u>\$ 601</u>	<u>\$ 607</u>	<u>\$ 1,362</u>	<u>\$ 1,370</u>	\$ 8

School of Social Work

Tuition	\$ 417	\$ 417	\$ 1,129	\$ 1,129	
Program Fee	9	9	9	9	
University Fee	85	89	85	89	
Technology Fee	5	6	5	6	
Library Fee	4	5	4	5	
Student Activity Fee	4	4	4	4	
Capital Outlay Fee	n/a	n/a	28	30	
Total	<u>\$ 524</u>	<u>\$ 530</u>	<u>\$ 1,264</u>	<u>\$ 1,272</u>	\$ 8

⁽¹⁾ Applies to English, International Studies, Liberal Studies for Early & Elementary Education, Philosophy, Political Science, Gender, Sexuality & Women Studies, Sociology, History, Religious Studies, African American Studies, and Pre-Nursing majors

College of Health Professions

Tuition	\$ 417	\$ 417		\$ 1,129	\$ 1,129	
Program Fee ⁽¹⁾	215	215		215	215	
University Fee	85	89		85	89	
Technology Fee	5	6		5	6	
Library Fee	4	5		4	5	
Student Activity Fee	4	4		4	4	
Capital Outlay Fee	n/a	n/a		28	30	
Total	<u>\$ 730</u>	<u>\$ 736</u>	\$ 6	<u>\$ 1,470</u>	<u>\$ 1,478</u>	\$ 8

School of Dentistry**Dental Hygiene - Year 1**

Tuition	\$ 417	\$ 417		\$ 1,129	\$ 1,129	
Program Fee	152	152		152	152	
University Fee	85	89		85	89	
Technology Fee	5	6		5	6	
Library Fee	4	5		4	5	
Student Activity Fee	4	4		4	4	
Capital Outlay Fee	n/a	n/a		28	30	
Dental Student Government Fee	50	50		50	50	
Total	<u>\$ 717</u>	<u>\$ 723</u>	\$ 6	<u>\$ 1,457</u>	<u>\$ 1,465</u>	\$ 8

Dental Hygiene - Year 2

Tuition	\$ 417	\$ 417		\$ 1,129	\$ 1,129	
Program Fee	66	66		66	66	
University Fee	85	89		85	89	
Technology Fee	5	6		5	6	
Library Fee	4	5		4	5	
Student Activity Fee	4	4		4	4	
Capital Outlay Fee	n/a	n/a		28	30	
Dental Student Government Fee	50	50		50	50	
Total	<u>\$ 631</u>	<u>\$ 637</u>	\$ 6	<u>\$ 1,371</u>	<u>\$ 1,379</u>	\$ 8

School of Nursing**BS, Nursing**

Tuition	\$ 417	\$ 417		\$ 1,129	\$ 1,129	
Program Fee	60	60		60	60	
University Fee	85	89		85	89	
Technology Fee	5	6		5	6	
Library Fee	4	5		4	5	
Student Activity Fee	4	4		4	4	
Capital Outlay Fee	n/a	n/a		28	30	
Total	<u>\$ 575</u>	<u>\$ 581</u>	\$ 6	<u>\$ 1,315</u>	<u>\$ 1,323</u>	\$ 8

⁽¹⁾ Flat rate charge per semester.

Accelerated BS, Nursing

Tuition	\$ 417	\$ 417		\$ 1,129	\$ 1,129	
Program Fee	69	69		69	69	
University Fee	85	89		85	89	
Technology Fee	5	6		5	6	
Library Fee	4	5		4	5	
Student Activity Fee	4	4		4	4	
Capital Outlay Fee	n/a	n/a		28	30	
Total	<u>\$ 584</u>	<u>\$ 590</u>	\$ 6	<u>\$ 1,324</u>	<u>\$ 1,332</u>	\$ 8

RN to BSN

Tuition	\$ 417	\$ 417		\$ 1,129	\$ 1,129	
Program Fee	64	64		64	64	
University Fee	85	89		85	89	
Technology Fee	5	6		5	6	
Library Fee	4	5		4	5	
Student Activity Fee	4	4		4	4	
Capital Outlay Fee	n/a	n/a		28	30	
Total	<u>\$ 579</u>	<u>\$ 585</u>	\$ 6	<u>\$ 1,319</u>	<u>\$ 1,327</u>	\$ 8

University College

Tuition	\$ 417	\$ 417		\$ 1,129	\$ 1,129	
Program Fee	1	1		1	1	
University Fee	85	89		85	89	
Technology Fee	5	6		5	6	
Library Fee	4	5		4	5	
Student Activity Fee	4	4		4	4	
Capital Outlay Fee	n/a	n/a		28	30	
Total	<u>\$ 516</u>	<u>\$ 522</u>	\$ 6	<u>\$ 1,256</u>	<u>\$ 1,264</u>	\$ 8

Life Sciences

Tuition	\$ 417	\$ 417		\$ 1,129	\$ 1,129	
Program Fee	5	5		5	5	
University Fee	85	89		85	89	
Technology Fee	5	6		5	6	
Library Fee	4	5		4	5	
Student Activity Fee	4	4		4	4	
Capital Outlay Fee	n/a	n/a		28	30	
Total	<u>\$ 520</u>	<u>\$ 526</u>	\$ 6	<u>\$ 1,260</u>	<u>\$ 1,268</u>	\$ 8

L.D. Wilder Government & Public Affairs

Tuition	\$ 417	\$ 417		\$ 1,129	\$ 1,129	
Program Fee	1	1		1	1	
University Fee	85	89		85	89	
Technology Fee	5	6		5	6	
Library Fee	4	5		4	5	
Student Activity Fee	4	4		4	4	
Capital Outlay Fee	n/a	n/a		28	30	
Total	<u>\$ 516</u>	<u>\$ 522</u>	\$ 6	<u>\$ 1,256</u>	<u>\$ 1,264</u>	\$ 8

Virginia Commonwealth University
Typical Charges
School of the Arts
Monroe Park Campus

	Resident			Nonresident		
	2019-2020	2020-2021	\$ Chg.	2019-2020	2020-2021	\$ Chg.
Full-Time Credit Hour Undergraduate Students						
Mandatory Tuition and Fees						
Tuition- 15 Credit Hours ⁽¹⁾	\$ 12,094	\$ 12,094		\$ 32,742	\$ 32,742	
Program Fee	1,850	1,850		1,850	1,850	
University Fee	2,035	2,137		2,035	2,137	
Technology Fee	83	85		83	85	
Library Fee	70	80		70	80	
Health Service Fee	224	224		224	224	
Student Activity Fee	90	90		90	90	
Capital Outlay Fee	n/a	n/a		660	690	
Total	<u>\$ 16,446</u>	<u>\$ 16,560</u>	\$ 114	<u>\$ 37,754</u>	<u>\$ 37,898</u>	\$ 144

Full-Time Graduate Students

Masters Programs

Mandatory Tuition and Fees

Tuition	\$ 12,618	\$ 12,618		\$ 25,956	\$ 25,956	
Arts Majors Tuition Differential	1,850	1,850		1,850	1,850	
University Fee	2,035	2,137		2,035	2,137	
Technology Fee	83	85		83	85	
Library Fee	70	80		70	80	
Health Service Fee	224	224		224	224	
Student Activity Fee	56	56		56	56	
Capital Outlay Fee	n/a	n/a		660	690	
Total	<u>\$ 16,936</u>	<u>\$ 17,050</u>	\$ 114	<u>\$ 30,934</u>	<u>\$ 31,078</u>	\$ 144

⁽¹⁾ Tuition assumes 15 credit hours per semester; 30 credit hours for the fall and spring semesters, although 12 credits per semester (24 credits per year) is considered full-time. Tuition rates for full-time credit hour undergraduate students are listed on page III-7. Total tuition will depend on the number of credit hours taken.

Virginia Commonwealth University
Typical Charges
School of the Arts
Monroe Park Campus

	Resident			Nonresident		
	2019-2020	2020-2021	\$ Chg.	2019-2020	2020-2021	\$ Chg.
<i>Doctoral Programs</i>						
Mandatory Tuition and Fees						
Tuition	\$ 10,404	\$ 10,404		\$ 22,212	\$ 22,212	
Arts Majors Tuition Differential	1,850	1,850		1,850	1,850	
University Fee	2,035	2,137		2,035	2,137	
Technology Fee	83	85		83	85	
Library Fee	70	80		70	80	
Health Service Fee	224	224		224	224	
Student Activity Fee	56	56		56	56	
Capital Outlay Fee	n/a	n/a		660	690	
Total	<u>\$ 14,722</u>	<u>\$ 14,836</u>	\$ 114	<u>\$ 27,190</u>	<u>\$ 27,334</u>	\$ 144
<i>Qatar Campus, Full-Time</i>						
Undergraduate Tuition ⁽¹⁾	\$ 29,409	\$ 32,203		\$ 29,409	\$ 32,203	
Comprehensive Fee	895	895		895	895	
Total	<u>\$ 30,304</u>	<u>\$ 33,098</u>	\$ 2,794	<u>\$ 30,304</u>	<u>\$ 33,098</u>	\$ 2,794
Masters of Fine Arts in Design Studios Tuition ⁽¹⁾	\$ 25,956	\$ 27,004		\$ 24,949	\$ 25,956	
Comprehensive Fee	895	895		895	895	
Total ⁽²⁾	<u>\$ 26,851</u>	<u>\$ 27,899</u>	\$ 1,048	<u>\$ 25,844</u>	<u>\$ 26,851</u>	\$ 1,007
<i>Qatar Campus, Part-Time</i>						
Part-Time Undergraduate Tuition ⁽¹⁾	\$ 1,174	\$ 1,342		\$ 1,174	\$ 1,342	
Comprehensive Fee	75	75		75	75	
Total	<u>\$ 1,249</u>	<u>\$ 1,417</u>	\$ 168	<u>\$ 1,249</u>	<u>\$ 1,417</u>	\$ 168
Part-Time Masters of Fine Arts in Design Studios Tuition ⁽¹⁾	\$ 1,441	\$ 1,500		\$ 1,441	\$ 1,500	
Comprehensive Fee	75	75		75	75	
Total ⁽²⁾	<u>\$ 1,516</u>	<u>\$ 1,575</u>	\$ 59	<u>\$ 1,516</u>	<u>\$ 1,575</u>	\$ 59

⁽¹⁾ Tuition for Qatar Ministry of Education students studying in Qatar is \$58,818 for undergraduates and \$51,894 for graduates. Entering students pay fixed tuition for the duration of their program of study.

⁽²⁾ In addition, newly-enrolling students in the Qatar Masters of Fine Arts in Design Studios pay a one-time application fee of \$50.

Virginia Commonwealth University
Typical Charges
School of the Arts
Monroe Park Campus

	Resident			Nonresident		
	2019-2020	2020-2021	\$ Chg.	2019-2020	2020-2021	\$ Chg.
Part-time Students						
<i>Undergraduate Programs</i>						
Mandatory Tuition and Fees						
Tuition	\$ 417	\$ 417		\$ 1,129	\$ 1,129	
Program Fee	110	110		110	110	
University Fee	85	89		85	89	
Technology Fee	5	6		5	6	
Library Fee	4	5		4	5	
Student Activity Fee	4	4		4	4	
Capital Outlay Fee	n/a	n/a		28	30	
Total	<u>\$ 625</u>	<u>\$ 631</u>	\$ 6	<u>\$ 1,365</u>	<u>\$ 1,373</u>	\$ 8
<i>Masters Programs</i>						
Mandatory Tuition and Fees						
Tuition	\$ 701	\$ 701		\$ 1,442	\$ 1,442	
Arts Majors Tuition Differential	110	110		110	110	
University Fee	85	89		85	89	
Technology Fee	5	6		5	6	
Library Fee	4	5		4	5	
Student Activity Fee	4	4		4	4	
Capital Outlay Fee	n/a	n/a		28	30	
Total	<u>\$ 909</u>	<u>\$ 915</u>	\$ 6	<u>\$ 1,678</u>	<u>\$ 1,686</u>	\$ 8
<i>Doctoral Programs</i>						
Mandatory Tuition and Fees						
Tuition	\$ 578	\$ 578		\$ 1,234	\$ 1,234	
Arts Majors Tuition Differential	110	110		110	110	
University Fee	85	89		85	89	
Technology Fee	5	6		5	6	
Library Fee	4	5		4	5	
Student Activity Fee	4	4		4	4	
Capital Outlay Fee	n/a	n/a		28	30	
Total	<u>\$ 786</u>	<u>\$ 792</u>	\$ 6	<u>\$ 1,470</u>	<u>\$ 1,478</u>	\$ 8

Virginia Commonwealth University
Typical Charges
School of the Arts
Monroe Park Campus

	Resident			Nonresident		
	2019-2020	2020-2021	\$ Chg.	2019-2020	2020-2021	\$ Chg.

School of the Arts Fees

Course Materials Fees						
For Non-Arts Majors	\$ 75	\$ 100	\$ 25	\$ 75	\$ 100	\$ 25
Music - Applied private music fees						
1 credit Undergraduate and Graduate non-music majors	\$ 307	\$ 307	\$ -	\$ 307	\$ 307	\$ -
Qatar Undergraduate Application Fee	\$ 70	\$ 70	\$ -	\$ -	\$ 70	\$ 70
Qatar Application Fee for Master of Fine Arts	\$ 50	\$ 50	\$ -	\$ 50	\$ 50	\$ -
Deposits for Freshmen, Transfer, and Graduate Students	\$ 350	\$ 350	\$ -	\$ 350	\$ 350	\$ -
Summer Session Full Time						
Arts Majors Tuition Differential	\$ 925	\$ 925	\$ -	\$ 925	\$ 925	\$ -

Virginia Commonwealth University
Typical Charges
School of Business
Monroe Park Campus

	Resident			Nonresident		
	2019-2020	2020-2021	\$ Chg.	2019-2020	2020-2021	\$ Chg.

Full-Time Credit Hour Undergraduate Students

Mandatory Tuition and Fees						
Tuition- 15 Credit Hours ⁽¹⁾	\$ 12,094	\$ 12,094		\$ 32,742	\$ 32,742	
University Fee	2,035	2,137		2,035	2,137	
Technology Fee	83	85		83	85	
Library Fee	70	80		70	80	
Health Service Fee	224	224		224	224	
Student Activity Fee	90	90		90	90	
Capital Outlay Fee	n/a	n/a		660	690	
Business Majors Program Fee	480	498		480	498	
Total	<u>\$ 15,076</u>	<u>\$ 15,208</u>	\$ 132	<u>\$ 36,384</u>	<u>\$ 36,546</u>	\$ 162

Full-Time Graduate Students

Masters Programs

Mandatory Tuition and Fees						
Tuition	\$ 12,618	\$ 12,618		\$ 25,956	\$ 25,956	
University Fee	2,035	2,137		2,035	2,137	
Technology Fee	83	85		83	85	
Library Fee	70	80		70	80	
Health Service Fee	224	224		224	224	
Student Activity Fee	56	56		56	56	
Capital Outlay Fee	n/a	n/a		660	690	
Business Majors Fee	900	936		900	936	
Total	<u>\$ 15,986</u>	<u>\$ 16,136</u>	\$ 150	<u>\$ 29,984</u>	<u>\$ 30,164</u>	\$ 180

⁽¹⁾ Tuition assumes 15 credit hours per semester; 30 credit hours for the fall and spring semesters, although 12 credits per semester (24 credits per year) is considered full-time. Tuition rates for full-time credit hour undergraduate students are listed on page III-7. Total tuition will depend on the number of credit hours taken.

Virginia Commonwealth University
Typical Charges
School of Business
Monroe Park Campus

	Resident			Nonresident		
	2019-2020	2020-2021	\$ Chg.	2019-2020	2020-2021	\$ Chg.
Executive MBA ⁽¹⁾	\$ 59,500	\$ 61,500	\$ 2,000	\$ 59,500	\$ 61,500	\$ 2,000
Healthcare Concentration ⁽²⁾	\$ 13,731	\$ 14,192	\$ 461	\$ 13,731	\$ 14,192	\$ 461
Corporate Finance Concentration ⁽³⁾	\$ 13,731	\$ 14,912	\$ 1,181	\$ 13,731	\$ 14,912	\$ 1,181
Analytics Concentration ⁽⁴⁾	\$ 13,731	\$ 14,192	\$ 461	\$ 13,731	\$ 14,192	\$ 461
Admissions Deposit	\$ 1,200	\$ 1,200	\$ -	\$ 1,200	\$ 1,200	\$ -
Healthcare Concentration Lodging Fee - <i>optional</i>	\$ 1,790	\$ 1,785	\$ (5)	\$ 1,790	\$ 1,785	\$ (5)
Executive MBA Lodging Fee - <i>optional</i>	\$ 7,150	\$ 7,150	\$ -	\$ 7,150	\$ 7,150	\$ -

**MS in Business, Decision Analytics -
Professional Track (Full Year)**

Tuition	\$ 20,252	\$ 20,102		\$ 19,592	\$ 19,442	
University Fee	2,035	2,137		2,035	2,137	
Technology Fee	83	85		83	85	
Library Fee	70	80		70	80	
Health Service Fee	224	224		224	224	
Student Activity Fee	56	56		56	56	
Capital Outlay Fee	-	-		660	660	
Business Major Fee	900	936		900	936	
Total	<u>\$ 23,620</u>	<u>\$ 23,620</u>	\$ -	<u>\$ 23,620</u>	<u>\$ 23,620</u>	\$ -
Decision Analytics Lodging Fee - <i>optional</i>	\$ 7,150	\$ 7,150	\$ -	\$ 7,150	\$ 7,150	\$ -
Deposit	\$ 500	\$ 500	\$ -	\$ 500	\$ 500	\$ -

**MS in Business, Decision Analytics -
Professional Track (Per Credit Hour)**

Tuition	\$ 1,125	\$ 1,117		\$ 1,090	\$ 1,081	
University Fee	85	89		85	89	
Technology Fee	5	6		5	6	
Library Fee	4	5		4	5	
Health Service Fee	-	-		-	-	
Student Activity Fee	4	4		4	4	
Capital Outlay Fee	-	-		28	30	
Business Major Fee (Per Semester)	233	235		233	235	
Total	<u>\$ 1,456</u>	<u>\$ 1,456</u>	\$ -	<u>\$ 1,449</u>	<u>\$ 1,450</u>	\$ 1
Decision Analytics Lodging Fee - <i>optional</i>	\$ 7,150	\$ 7,150	\$ -	\$ 7,150	\$ 7,150	\$ -
Deposit	\$ 500	\$ 500	\$ -	\$ 500	\$ 500	\$ -

¹ The amount for the Executive MBA program represents the total charge for the 13-course program; no University fees are assessed to this program. There is an optional fee where students pay for Friday night accommodations at a discounted rate.

² The Executive MBA Healthcare Concentration is a 3 course concentration that is offered within the Executive MBA.

³ The Executive MBA Corporate Finance Concentration is a 3 course concentration that is offered within the Executive MBA.

⁴ The Executive MBA Analytics Concentration is a 3 course concentration that is offered within the Executive MBA.

Virginia Commonwealth University
Typical Charges
School of Business
Monroe Park Campus

	Resident			Nonresident		
	2019-2020	2020-2021	\$ Chg.	2019-2020	2020-2021	\$ Chg.
Online Masters in Business Admin. ⁽¹⁾						
Tuition - 22 Credit Hours	\$ 17,854	\$ 17,838		\$ 17,826	\$ 17,810	
University Fee	85	89		85	89	
Technology Fee	103	103		103	103	
Library Fee	74	80		74	80	
Health Service Fee	-	-		-	-	
Student Activity Fee	4	4		4	4	
Online Course Fee	495	495		495	495	
Capital Outlay Fee	-	-		28	28	
Business Majors Fee	699	705		699	705	
Total	<u>\$ 19,314</u>	<u>\$ 19,314</u>	\$ -	<u>\$ 19,314</u>	<u>\$ 19,314</u>	\$ -
VCU Center for Sport Leadership Program						
Mandatory Tuition and Fees						
Tuition	\$ 17,054	\$ 17,054		\$ 17,054	\$ 17,054	
University Fee	2,035	2,137		2,035	2,137	
Technology Fee	83	85		83	85	
Library Fee	70	80		70	80	
Health Service Fee	224	224		224	224	
Student Activity Fee	56	56		56	56	
Capital Outlay Fee	n/a	n/a		660	690	
Total	<u>\$ 19,522</u>	<u>\$ 19,636</u>	\$ 114	<u>\$ 20,182</u>	<u>\$ 20,326</u>	\$ 144

⁽¹⁾ The Online Masters in Business Administration program is a 45 credit hour program. off-campus fees for 42 credit hours, all on-campus course fee for 3 credit hours, and the online course fee (\$55/crh capped at 3 crh per semester.)

Virginia Commonwealth University
Typical Charges
School of Business
Monroe Park Campus

	Resident			Nonresident		
	2019-2020	2020-2021	\$ Chg.	2019-2020	2020-2021	\$ Chg.
Brandcenter						
Mandatory Tuition and Fees						
Tuition	\$ 23,281	\$ 23,281		\$ 23,281	\$ 23,281	
University Fee	2,035	2,137		2,035	2,137	
Technology Fee	83	85		83	85	
Library Fee	70	80		70	80	
Health Service Fee	224	224		224	224	
Student Activity Fee	56	56		56	56	
Capital Outlay Fee	n/a	n/a		660	690	
Total	<u>\$ 25,749</u>	<u>\$ 25,863</u>	\$ 114	<u>\$ 26,409</u>	<u>\$ 26,553</u>	\$ 144
Branding Concentration Tuition ⁽¹⁾	\$ 23,281	\$ 23,281		\$ 23,281	\$ 23,281	
Doctoral Programs						
Mandatory Tuition and Fees						
Tuition	\$ 10,404	\$ 10,404		\$ 22,212	\$ 22,212	
University Fee	2,035	2,137		2,035	2,137	
Technology Fee	83	85		83	85	
Library Fee	70	80		70	80	
Health Service Fee	224	224		224	224	
Student Activity Fee	56	56		56	56	
Capital Outlay Fee	n/a	n/a		660	690	
Business Majors Fee	900	936		900	936	
Total	<u>\$ 13,772</u>	<u>\$ 13,922</u>	\$ 150	<u>\$ 26,240</u>	<u>\$ 26,420</u>	\$ 180
Part-Time Students						
Undergraduate Programs						
Mandatory Tuition and Fees						
Tuition	\$ 417	\$ 417		\$ 1,129	\$ 1,129	
University Fee	85	89		85	89	
Technology Fee	5	6		5	6	
Library Fee	4	5		4	5	
Student Activity Fee	4	4		4	4	
Capital Outlay Fee	n/a	n/a		28	30	
Business Majors Program Fee ⁽²⁾	119	119		119	119	
Total	<u>\$ 634</u>	<u>\$ 640</u>	\$ 6	<u>\$ 1,374</u>	<u>\$ 1,382</u>	\$ 8
Masters Programs						
Mandatory Tuition and Fees						
Tuition	\$ 701	\$ 701		\$ 1,442	\$ 1,442	
University Fee	85	89		85	89	
Technology Fee	5	6		5	6	
Library Fee	4	5		4	5	
Student Activity Fee	4	4		4	4	
Capital Outlay Fee	n/a	n/a		28	30	
Business Majors Fee ⁽²⁾	233	235		233	235	
Total	<u>\$ 1,032</u>	<u>\$ 1,040</u>	\$ 8	<u>\$ 1,801</u>	<u>\$ 1,811</u>	\$ 10

⁽¹⁾ Brandcenter Masters of Science, concentration branding is cohort-based only.

⁽²⁾ Per semester charge

Virginia Commonwealth University
Typical Charges
School of Business
Monroe Park Campus

	Resident			Nonresident		
	2019-2020	2020-2021	\$ Chg.	2019-2020	2020-2021	\$ Chg.
Doctoral Programs						
Mandatory Tuition and Fees						
Tuition	\$ 578	\$ 578		\$ 1,234	\$ 1,234	
University Fee	85	89		85	89	
Technology Fee	5	6		5	6	
Library Fee	4	5		4	5	
Student Activity Fee	4	4		4	4	
Capital Outlay Fee	n/a	n/a		28	30	
Business Majors Fee ⁽¹⁾	233	235		233	235	
Total	<u>\$ 909</u>	<u>\$ 917</u>	\$ 8	<u>\$ 1,593</u>	<u>\$ 1,603</u>	\$ 10

VCU Center for Sport Leadership Program, On-Campus

Mandatory Tuition and Fees						
Tuition	\$ 569	\$ 569		\$ 569	\$ 569	
University Fee	85	89		85	89	
Technology Fee	5	6		5	6	
Library Fee	4	5		4	5	
Student Activity Fee	4	4		4	4	
Capital Outlay Fee	n/a	n/a		28	30	
Total	<u>\$ 667</u>	<u>\$ 673</u>	\$ 6	<u>\$ 695</u>	<u>\$ 703</u>	\$ 8

VCU Center for Sport Leadership Distance Learning

Mandatory Tuition and Fees						
Tuition	\$ 569	\$ 569		\$ 569	\$ 569	
Technology Fee	5	6		5	6	
Library Fee	4	5		4	5	
Total	<u>\$ 578</u>	<u>\$ 580</u>	\$ 2	<u>\$ 578</u>	<u>\$ 580</u>	\$ 2

⁽¹⁾ Per semester charge

School of Business Fees

Non-Business Majors Fee (per course)						
Undergraduate Upper Division	\$ 41	\$ 45	\$ 4	\$ 41	\$ 45	\$ 4
Graduate	\$ 131	\$ 135	\$ 4	\$ 131	\$ 135	\$ 4
Information Systems Knowledge						
Equivalency Test Out (KET) Fee	\$ 50	\$ 50	-	\$ 50	\$ 50	-
Master of Supply Chain Management						
Program Fee (per credit hour)	\$ 85	\$ 85	-	\$ 85	\$ 85	-
Brandcenter - Branding Concentration						
Admissions Deposit	\$ 500	\$ 500	-	\$ 500	\$ 500	-
European Model of Sport Fee - SPTL 650, for the travel and lodging costs of the	\$ 2,300	\$ 2,300	-	\$ 2,300	\$ 2,300	-

⁽²⁾ The VCU Center for Sport Leadership will be billed directly by the vendors for travel and lodging costs above the fee.

Virginia Commonwealth University
Typical Charges
College of Humanities and Sciences
Monroe Park Campus

	Resident			Nonresident		
	2019-2020	2020-2021	\$ Chg.	2019-2020	2020-2021	\$ Chg.

Full-Time Undergraduate Students

Tier 1

Tuition	\$ 12,094	\$12,094		\$ 32,742	\$ 32,742	
Program Fee - Per Credit - Tier 1 ⁽¹⁾	330	330		330	330	
University Fee	2,035	2,137		2,035	2,137	
Technology Fee	83	85		83	85	
Library Fee	70	80		70	80	
Health Service Fee	224	224		224	224	
Student Activity Fee	90	90		90	90	
Capital Outlay Fee	n/a	n/a		660	690	
Total	<u>\$ 14,926</u>	<u>\$15,040</u>	\$ 114	<u>\$ 36,234</u>	<u>\$ 36,378</u>	\$ 144

Tier 2

Tuition	\$ 12,094	\$12,094		\$ 32,742	\$ 32,742	
Program Fee - Per Credit - Tier 2 ⁽²⁾	90	90		90	90	
University Fee	2,035	2,137		2,035	2,137	
Technology Fee	83	85		83	85	
Library Fee	70	80		70	80	
Health Service Fee	224	224		224	224	
Student Activity Fee	90	90		90	90	
Capital Outlay Fee	n/a	n/a		660	690	
Total	<u>\$ 14,686</u>	<u>\$14,800</u>	\$ 114	<u>\$ 35,994</u>	<u>\$ 36,138</u>	\$ 144

Tier 3

Tuition	\$ 12,094	\$12,094		\$ 32,742	\$ 32,742	
Program Fee - Per Credit - Tier 3 ⁽³⁾	30	30		30	30	
University Fee	2,035	2,137		2,035	2,137	
Technology Fee	83	85		83	85	
Library Fee	70	80		70	80	
Health Service Fee	224	224		224	224	
Student Activity Fee	90	90		90	90	
Capital Outlay Fee	n/a	n/a		660	690	
Total	<u>\$ 14,626</u>	<u>\$14,740</u>	\$ 114	<u>\$ 35,934</u>	<u>\$ 36,078</u>	\$ 144

⁽¹⁾ Applies to Health, Physical Education & Exercise Sciences, Health Sciences, Forensic Science, Chemistry, Biology, Science, and Physics majors

⁽²⁾ Applies to Spanish-English Translation & Interpretation, Foreign Language, Anthropolgy, Mathematical Sciences, Undeclared-Humanities & Sciences, Psychology, and Mass Communication majors

⁽³⁾ Applies to English, International Studies, Liberal Studies for Early & Elementary Education, Philosophy, Political Science, Gender, Sexuality & Women Studies, Sociology, History, Religious Studies, African American Studies, and Pre-Nursing majors

Part-Time Undergraduate Students

Tier 1

Tuition	\$	417	\$	417		\$	1,129	\$	1,129			
Program Fee - Tier 1 ⁽¹⁾		11		11			11		11			
University Fee		85		89			85		89			
Technology Fee		5		6			5		6			
Library Fee		4		5			4		5			
Student Activity Fee		4		4			4		4			
Capital Outlay Fee		n/a		n/a			28		30			
Total	\$	526	\$	532	\$	6	\$	1,266	\$	1,274	\$	8

Tier 2

Tuition	\$	417	\$	417		\$	1,129	\$	1,129			
Program Fee - Tier 2 ⁽²⁾		3		3			3		3			
University Fee		85		89			85		89			
Technology Fee		5		6			5		6			
Library Fee		4		5			4		5			
Student Activity Fee		4		4			4		4			
Capital Outlay Fee		n/a		n/a			28		30			
Total	\$	518	\$	524	\$	6	\$	1,258	\$	1,266	\$	8

Tier 3

Tuition	\$	417	\$	417		\$	1,129	\$	1,129			
Program Fee - Tier 3 ⁽¹⁾		1		1			1		1			
University Fee		85		89			85		89			
Technology Fee		5		6			5		6			
Library Fee		4		5			4		5			
Student Activity Fee		4		4			4		4			
Capital Outlay Fee		n/a		n/a			28		30			
Total	\$	516	\$	522	\$	6	\$	1,256	\$	1,264	\$	8

⁽¹⁾ Applies to Health, Physical Education & Exercise Sciences, Health Sciences, Forensic Science, Chemistry, Biology, Science, and Physics majors

⁽²⁾ Applies to Spanish-English Translation & Interpretation, Foreign Language, Anthropology, Mathematical Sciences, Undeclared-Humanities & Sciences, Psychology, and Mass Communication majors

⁽³⁾ Applies to English, International Studies, Liberal Studies for Early & Elementary Education, Philosophy, Political Science, Gender, Sexuality & Women Studies, Sociology, History, Religious Studies, African American Studies, and Pre-Nursing majors

Full-Time Graduate Students

Digital Sociology Online

Tuition	\$	0	\$	15,000	\$15,000	\$	0	\$	15,000	\$	15,000
University Fee		-		2,137			-		2,137		
Technology Fee		-		85			-		85		
Library Fee		-		80			-		80		
Health Service Fee		-		224			-		224		
Student Activity Fee		-		56			-		56		
Capital Outlay Fee		-		n/a			-		690		
Total	\$	-	\$	17,582	\$17,582	\$	-	\$	18,272	\$	18,272

Doctoral Candidacy Tuition ⁽¹⁾

Mandatory Tuition and Fees

Tuition- 9 Credit Hours ⁽¹⁾	\$	10,404	\$	5,000		\$	22,212	\$	5,000		
University Fee		2,035		2,137			2,035		2,137		
Technology Fee		83		85			83		85		
Library Fee		70		80			70		80		
Health Service Fee		224		224			224		224		
Student Activity Fee		56		56			56		56		
Capital Outlay Fee		n/a		n/a			660		690		
Total	\$	12,872	\$	7,582	\$ (5,290)	\$	25,340	\$	8,272	\$	(17,068)

Miscellaneous Tuition

K-12 Mathematics Professional Development Courses

Tuition per course for Math 391,591,661,662,

663,664,665,667 ⁽²⁾	\$	550	\$	550	\$	-	n/a	n/a	n/a
--------------------------------	----	-----	----	-----	----	---	-----	-----	-----

French Communication Continuing Education Courses ⁽³⁾

Tuition	\$	67	\$	67	\$	-	n/a	n/a	n/a
Technology Fee		5		5					
Library Fee		4		4					
Total	\$	76	\$	76	\$	-	n/a	n/a	n/a

⁽¹⁾ To take effect Spring 2020. Only eligible for Doctoral students at candidacy. Tuition is the cost of HUMS 701, a 9 credit course with a unique tuition rate of \$2,500 per semester. Students enrolled in this course will pay standard rates for other courses if enrolled.

⁽²⁾ Not limited to the listed courses. Only eligible for K-12 Teachers nominated by their schools or school system. Same cost for nominated teachers in the online version of these classes.

⁽³⁾ Offered to Virginia High School teachers as part of VCU's French Film Festival. Tuition is per credit hour.

Virginia Commonwealth University
Typical Charges
School of Education
Monroe Park Campus

	Resident			Nonresident		
	2019-2020	2020-2021	\$ Chg.	2019-2020	2020-2021	\$ Chg.

Undergraduate Students

Full Time Students

Tuition	\$ 12,094	\$ 12,094		\$ 32,742	\$ 32,742	
Program Fee	120	120		120	120	
University Fee	2,035	2,137		2,035	2,137	
Technology Fee	83	85		83	85	
Library Fee	70	80		70	80	
Health Service Fee	224	224		224	224	
Student Activity Fee	90	90		90	90	
Capital Outlay Fee	n/a	n/a		660	690	
Total	<u>\$ 14,716</u>	<u>\$ 14,830</u>	\$ 114	<u>\$ 36,024</u>	<u>\$ 36,168</u>	\$ 144

Part Time Students

Tuition	\$ 417	\$ 417		\$ 1,129	\$ 1,129	
Program Fee	4	4		4	4	
University Fee	85	89		85	89	
Technology Fee	5	6		5	6	
Library Fee	4	5		4	5	
Student Activity Fee	4	4		4	4	
Capital Outlay Fee	n/a	n/a		28	30	
Total	<u>\$ 519</u>	<u>\$ 525</u>	\$ 6	<u>\$ 1,259</u>	<u>\$ 1,267</u>	\$ 8

Masters Program Students

Richmond Teacher Residency

Tuition	\$ 7,710	\$ 10,095	\$ 2,385	\$ 7,710	\$ 10,095	\$ 2,385
University Fee	\$ 2,035	\$ 2,137		\$ 2,035	\$ 2,137	
Technology Fee	\$ 83	\$ 85		\$ 83	\$ 85	
Library Fee	\$ 70	\$ 80		\$ 70	\$ 80	
Health Service Fee	\$ 224	\$ 224		\$ 224	\$ 224	
Student Activity Fee	\$ 56	\$ 56		\$ 56	\$ 56	
Capital Outlay Fee	n/a	n/a		n/a	n/a	
Total	<u>\$ 10,178</u>	<u>\$ 12,677</u>	\$ 2,499	<u>\$ 10,178</u>	<u>\$ 12,677</u>	\$ 2,499

Virginia Commonwealth University
Typical Charges
School of Education
Monroe Park Campus

	Resident			Nonresident		
	2019-2020	2020-2021	\$ Chg.	2019-2020	2020-2021	\$ Chg.
School of Education Fees ⁽¹⁾						
Student Teaching Internship Fee - CLED 672, ECSE 700, HPEX 493-494, SEDP 700 (not sec 3), TEDU 485-486, 672 (Sec 1,2,3,7), 674 (not sec 3)	\$ 200	\$ 200	\$ -	\$ 200	\$ 200	\$ -
TK 20 Student Assessment Fee for Teacher Preparation ⁽¹⁾	\$ 110	\$ 110	\$ -	\$ 100	\$ 100	\$ -
Assessment Tool Fee - CLED 600 & CLED	\$ 10	\$ 10	\$ -	\$ 10	\$ 10	\$ -
Assessment Tool Fee - CLED 612	\$ 15	\$ 15	\$ -	\$ 15	\$ 15	\$ -
Assessment Tool Fee - CLED 605	\$ 20	\$ 20	\$ -	\$ 20	\$ 20	\$ -
ACE-IT Program Enrollment ⁽²⁾	\$ 6,239	\$ 6,239	\$ -	\$ 6,239	\$ 6,239	\$ -
ACE-IT: Program Cost ⁽³⁾	\$ 4,944	\$ 4,944	\$ -	\$ 4,944	\$ 4,944	\$ -

⁽¹⁾ The Assessment Fee will be charged to all graduate students at admission to Teacher Preparation.

⁽²⁾ Paid by the student upon enrolling in the ACE-IT program their first semester. This fee plus the Program Cost fee are charged to the students their first semester.

⁽³⁾ Charged each semester.

Virginia Commonwealth University
Typical Charges
College of Engineering
Monroe Park Campus

	Resident			Nonresident		
	2019-2020	2020-2021	\$ Chg.	2019-2020	2020-2021	\$ Chg.

Full-Time Credit Hour Undergraduate Students

Undergraduate Programs - Regular Session

Mandatory Tuition and Fees

Tuition- 15 Credit Hours ⁽¹⁾	\$ 12,094	\$ 12,094		\$ 32,742	\$ 32,742	
Program Fee	2,120	2,120		2,638	2,638	
University Fee	2,035	2,137		2,035	2,137	
Technology Fee	83	85		83	85	
Library Fee	70	80		70	80	
Health Service Fee	224	224		224	224	
Student Activity Fee	90	90		90	90	
Capital Outlay Fee	n/a	n/a		660	690	
Total	<u>\$ 16,716</u>	<u>\$ 16,830</u>	\$ 114	<u>\$ 38,542</u>	<u>\$ 38,686</u>	\$ 144

Undergraduate Programs - Summer Session

Mandatory Tuition and Fees

Tuition- 15 Credit Hours ⁽¹⁾	\$ 6,047	\$ 6,047		\$ 16,371	\$ 16,371	
Program Fee	1,060	1,060		1,319	1,319	
University Fee	678	712		678	712	
Technology Fee	28	28		28	28	
Library Fee	23	40		23	40	
Student Activity Fee	15	15		15	15	
Capital Outlay Fee	n/a	n/a		330	345	
Total	<u>\$ 7,851</u>	<u>\$ 7,902</u>	\$ 51	<u>\$ 18,764</u>	<u>\$ 18,830</u>	\$ 66

⁽¹⁾ Tuition assumes 15 credit hours per semester; 30 credit hours for the fall and spring semesters, although 12 credits per semester (24 credits per year) is considered full-time. Tuition rates for full-time credit hour undergraduate students are listed on page III-7. Total tuition will depend on the number of credit hours taken.

Virginia Commonwealth University
Typical Charges
College of Engineering
Monroe Park Campus

	Resident			Nonresident		
	2019-2020	2020-2021	\$ Chg.	2019-2020	2020-2021	\$ Chg.

Part-Time Students

Undergraduate Programs - Regular Session

Mandatory Tuition and Fees

Tuition	\$ 417	\$ 417		\$ 1,129	\$ 1,129	
Program Fee	86	86		107	107	
University Fee	85	89		85	89	
Technology Fee	5	6		5	6	
Library Fee	4	5		4	5	
Student Activity Fee	4	4		4	4	
Capital Outlay Fee	n/a	n/a		28	30	
Total	<u>\$ 601</u>	<u>\$ 607</u>	\$ 6	<u>\$ 1,362</u>	<u>\$ 1,370</u>	\$ 8

Undergraduate Programs - Summer and Holiday Intersession ⁽¹⁾

Mandatory Tuition and Fees

Tuition	\$ 417	\$ 417		\$ 1,129	\$ 1,129	
Program Fee	86	86		107	107	
University Fee	57	59		57	59	
Technology Fee	5	6		5	6	
Library Fee	4	5		4	5	
Student Activity Fee	2	2		2	2	
Capital Outlay Fee	n/a	n/a		28	30	
Total	<u>\$ 571</u>	<u>\$ 575</u>	\$ 4	<u>\$ 1,332</u>	<u>\$ 1,338</u>	\$ 6

⁽¹⁾ For the Holiday Intersession, only the per credit hour tuition rate is charged. No fees are charged.

Note: Part-time undergraduates enrolled in graduate courses required for their degree pay the undergraduate rate.

Masters Programs

MS Computer Science - Dahlgren (Off-Campus)

Mandatory Tuition and Fees

Tuition ⁽¹⁾	\$ 1,052	\$ 1,052		n/a	n/a	
University Fee	n/a	n/a		n/a	n/a	
Technology Fee	5	6		n/a	n/a	
Library Fee	4	5		n/a	n/a	
Student Activity Fee	n/a	n/a		n/a	n/a	
Capital Outlay Fee	n/a	n/a		n/a	n/a	
Total	<u>\$ 1,061</u>	<u>\$ 1,063</u>	\$ 2	<u>n/a</u>	<u>n/a</u>	n/a

Virginia Commonwealth University
Typical Charges
College of Engineering
Monroe Park Campus

	Resident			Nonresident		
	2019-2020	2020-2021	\$ Chg.	2019-2020	2020-2021	\$ Chg.
MS in Mechanical and Nuclear Engineering - Distance Program						
Mandatory Tuition and Fees						
Tuition ⁽¹⁾	\$ 1,052	\$ 1,052		\$ 2,163	\$ 2,163	
University Fee	n/a	n/a		n/a	n/a	
Technology Fee	5	6		5	6	
Library Fee	4	5		4	5	
Student Activity Fee	n/a	n/a		n/a	n/a	
Capital Outlay Fee	n/a	n/a		n/a	n/a	
Total	<u>\$ 1,061</u>	<u>\$ 1,063</u>	\$ 2	<u>\$ 2,172</u>	<u>\$ 2,174</u>	\$ 2

⁽¹⁾ The per credit hour rate is 1.5 times the standard graduate credit hour rate.

School of Engineering Fees

School of Medicine Quantitative

Physiology Course Fee for Biomedical Engineering Students (course offered by School of Medicine)	\$ 85	\$ 85	\$ -	\$ 85	\$ 85	\$ -
--	-------	-------	------	-------	-------	------

Virginia Commonwealth University
Typical Charges
Global Education Programs

	Resident			Nonresident		
	2019-2020	2020-2021	\$ Chg.	2019-2020	2020-2021	\$ Chg.

Education Abroad - Part-time Students ⁽¹⁾

Undergraduate Programs

Mandatory Tuition and Fees

Tuition				\$	677	\$	677		
Technology Fee					5		6		
Library Fee					4		5		
Total				\$	686	\$	688	\$	2

Masters Programs

Mandatory Tuition and Fees

Tuition				\$	865	\$	865		
Technology Fee					5		6		
Library Fee					4		5		
Total				\$	874	\$	876	\$	2

Doctoral Programs

Mandatory Tuition and Fees

Tuition				\$	740	\$	740		
Technology Fee					5		6		
Library Fee					4		5		
Total				\$	749	\$	751	\$	2

International Education Programs Fees

Global Programs - H-1-B Visa processing		n/a	n/a	n/a	\$	900	\$	900	\$	-
Global Programs - E-3 Visa processing		n/a	n/a	n/a	\$	900	\$	900	\$	-
Global Programs - TN Visa processing		n/a	n/a	n/a	\$	900	\$	900	\$	-
Global Programs - DS-2019 Form		n/a	n/a	n/a	\$	100	\$	100	\$	-
Education Abroad Administration Fee	\$	150	\$	250	\$	100	\$	150	\$	100
English Language Program ⁽²⁾										
For Non-Native English Speakers										
English Language Program (per credit hour)	\$	225	\$	225	\$	-	\$	225	\$	-
Application Fee	\$	70	\$	70	\$	-	\$	70	\$	-
Placement Test Fee	\$	100	\$	100	\$	-	\$	100	\$	-
Administrative Support Fee - non-native, international embassy-sponsored students		n/a	n/a	n/a	\$	200	\$	200	\$	-
Health Service Fee - per semester	\$	112	\$	112	\$	-	\$	112	\$	-
VCU Globe Fee ⁽³⁾	\$	-	\$	50	\$	50	\$	-	\$	50

⁽¹⁾ Tuition and fees do not include the cost of travel and other cultural events, which are an integral part of the program. In addition to tuition and fees charged, students participating in the Global Education Office Programs are required to pay specific program fees that vary by program and destination. The program fees may include airfare, ground transportation, housing, food, activities and other related charges.

⁽²⁾ The President or his designee(s) may set charges for courses offered by Global Programs that involve contracting with third party sponsors to meet the needs of the sponsored students.

⁽³⁾ Globe Fee is charged once to each student in the Globe Program upon their enrollment.

Virginia Commonwealth University
Typical Charges
School of Social Work
Monroe Park Campus

	Resident			Nonresident		
	2019-2020	2020-2021	\$ Chg.	2019-2020	2020-2021	\$ Chg.

Full-Time Students

Undergraduate Students

Tuition	\$ 12,094	\$ 12,094		\$ 32,742	\$ 32,742	
Program Fee	270	270		270	270	
University Fee	2,035	2,137		2,035	2,137	
Technology Fee	83	85		83	85	
Library Fee	70	80		70	80	
Health Service Fee	224	224		224	224	
Student Activity Fee	90	90		90	90	
Capital Outlay Fee	n/a	n/a		660	690	
Total	<u>\$ 14,866</u>	<u>\$ 14,980</u>	\$ 114	<u>\$ 36,174</u>	<u>\$ 36,318</u>	\$ 144

Masters in Social Work Distance Education - Enrolled Prior to Fall 2019⁽¹⁾

Mandatory Tuition and Fees						
Tuition	\$ 12,618	\$ 12,618		\$ 25,956	\$ 25,956	
University Fee	n/a	n/a		n/a	n/a	
Technology Fee	83	85		83	85	
Library Fee	70	80		70	80	
Health Service Fee	-	-		-	-	
Premium Program Fee ⁽²⁾	1,500	1,500		1,500	1,500	
Capital Outlay Fee	n/a	n/a		n/a	n/a	
Total	<u>\$ 14,271</u>	<u>\$ 14,283</u>	\$ 12	<u>\$ 27,609</u>	<u>\$ 27,621</u>	\$ 12

Masters in Social Work Online - Enrolled Beginning Fall 2019⁽¹⁾

Mandatory Tuition and Fees						
Tuition ⁽²⁾	\$ 19,020	\$ 19,020		\$ 33,000	\$ 22,500	
University Fee	n/a	n/a		n/a	n/a	
Technology Fee	83	85		83	85	
Library Fee	70	80		70	80	
Health Service Fee	-	-		-	-	
Premium Program Fee ⁽²⁾	1,500	1,500		1,500	1,500	
Capital Outlay Fee	n/a	n/a		n/a	n/a	
Total	<u>\$ 20,673</u>	<u>\$ 20,685</u>	\$ 12	<u>\$ 34,653</u>	<u>\$ 24,165</u>	\$ (10,488)

⁽¹⁾ Students taking courses on-campus will pay associated mandatory fees at the per credit rate represented on page III-11 for Master's students. Social Work Distance Education students are also assessed a \$55 per credit online course fee, and a \$100 per credit premium program fee.

⁽²⁾ Based on 15 credit hours. Charged at a per credit rate.

Virginia Commonwealth University
Typical Charges
School of Social Work
Monroe Park Campus

	Resident			Nonresident		
	2019-2020	2020-2021	\$ Chg.	2019-2020	2020-2021	\$ Chg.
<i>Doctoral Programs, Off-Campus</i>						
Mandatory Tuition and Fees						
Tuition	\$ 10,404	\$ 10,404		\$ 22,212	\$ 22,212	
University Fee	n/a	n/a		n/a	n/a	
Technology Fee	83	85		83	85	
Library Fee	70	80		70	80	
Health Service Fee	-	-		-	-	
Capital Outlay Fee	n/a	n/a		n/a	n/a	
Total	<u>\$ 10,557</u>	<u>\$ 10,569</u>	\$ 12	<u>\$ 22,365</u>	<u>\$ 22,377</u>	\$ 12

Part-time Students

Undergraduate Students

Tuition	\$ 417	\$ 417		\$ 1,129	\$ 1,129	
Program Fee	9	9		9	9	
University Fee	85	89		85	89	
Technology Fee	5	6		5	6	
Library Fee	4	5		4	5	
Student Activity Fee	4	4		4	4	
Capital Outlay Fee	n/a	n/a		28	30	
Total	<u>\$ 524</u>	<u>\$ 530</u>	\$ 6	<u>\$ 1,264</u>	<u>\$ 1,272</u>	\$ 8

Masters in Social Work Distance Education - Enrolled Prior to Fall 2019⁽¹⁾

Mandatory Tuition and Fees						
Tuition	\$ 701	\$ 701		\$ 1,442	\$ 1,442	
University Fee	n/a	n/a		n/a	n/a	
Technology Fee	5	6		5	6	
Library Fee	4	5		4	5	
Premium Program Fee ⁽²⁾	100	100		100	100	
Capital Outlay Fee	n/a	n/a		n/a	n/a	
Total	<u>\$ 810</u>	<u>\$ 812</u>	\$ 2	<u>\$ 1,551</u>	<u>\$ 1,553</u>	\$ 2

⁽¹⁾ Students taking courses on-campus will pay associated mandatory fees at the per credit rate represented on page III-11 for Master's students. Social Work Distance Education students are also assessed a \$55 per credit online course fee, and a \$100 per credit premium program fee.

⁽²⁾ Charged at a per credit rate.

Virginia Commonwealth University
Typical Charges
School of Social Work
Monroe Park Campus

	Resident			Nonresident		
	2019-2020	2020-2021	\$ Chg.	2019-2020	2020-2021	\$ Chg.
<i>Masters in Social Work Online - Enrolled Beginning Fall 2019⁽¹⁾</i>						
Mandatory Tuition and Fees						
Tuition	\$ 634	\$ 634		\$ 1,100	\$ 750	
University Fee	n/a	n/a		n/a	n/a	
Technology Fee	5	6		5	6	
Library Fee	4	5		4	5	
Health Service Fee	-	-		-	-	
Premium Program Fee ⁽²⁾	100	100		100	100	
Capital Outlay Fee	n/a	n/a		n/a	n/a	
Total	<u>\$ 743</u>	<u>\$ 745</u>	\$ 2	<u>\$ 1,209</u>	<u>\$ 861</u>	\$ (348)

⁽¹⁾ Students taking courses on-campus will pay associated mandatory fees at the per credit rate represented on page III-11 for Master's students. Social Work Distance Education students are also assessed a \$55 per credit online course fee, and a \$100 per credit premium program fee.

⁽²⁾ Charged at a per credit rate.

Doctoral Programs, Off-Campus

Mandatory Tuition and Fees						
Tuition	\$ 578	\$ 578		\$ 1,234	\$ 1,234	
University Fee	n/a	n/a		n/a	n/a	
Technology Fee	5	6		5	6	
Library Fee	4	5		4	5	
Capital Outlay Fee	n/a	n/a		n/a	n/a	
Total	<u>\$ 587</u>	<u>\$ 589</u>	\$ 2	<u>\$ 1,243</u>	<u>\$ 1,245</u>	\$ 2

School of Social Work Fees

Instructional Support Fee / Per Course

SLWK 393, 494, 495, 693, 694, 793, 794 796, 797, and 798	\$ 200	\$ 200	\$ -	\$ 200	\$ 200	\$ -
SLWK 695 and 795 (6 credit hours)	\$ 400	\$ 400	\$ -	\$ 400	\$ 400	\$ -
Master in Social Work Distance Education Online Course Fee (per credit hour) ⁽¹⁾	\$ 55	\$ 40	\$ (15)	\$ 55	\$ 40	\$ (15)
Master in Social Work Distance Education Premium Program Fee (per credit hour) ⁽²⁾	\$ 100	\$ 100	\$ -	\$ 100	\$ 100	\$ -

⁽¹⁾ The Online Course Fee is listed to highlight all of the costs associated with the Social Work Distance Education Program. The \$55 per credit charge is the same fee charged to all VCU online programs.

⁽²⁾ \$100 per credit hour premium program fee charged to each student enrolled in MSW Distance Education program to support instructional and administrative expenses with the field education requirement.

Note: Part-time undergraduate students enrolled in graduate courses required for their degree pay the undergraduate rate.

Virginia Commonwealth University
Typical Charges
daVinci Center for Innovation
Monroe Park Campus

	Resident			Nonresident		
	2019-2020	2020-2021	\$ Chg.	2019-2020	2020-2021	\$ Chg.

Full-Time Students

Master of Product Innovation

Mandatory Tuition and Fees

Tuition ⁽¹⁾	\$ 45,635	\$ 45,635		\$ 45,635	\$ 45,635	
University Fee	2,035	2,137		2,035	2,137	
Technology Fee	83	85		83	85	
Library Fee	70	80		70	80	
Health Service Fee	224	224		224	224	
Student Activity Fee	56	56		56	56	
Capital Outlay Fee	n/a	n/a		660	690	
Total	<u>\$ 48,103</u>	<u>\$ 48,217</u>	\$ 114	<u>\$ 48,763</u>	<u>\$ 48,907</u>	\$ 144

Part-Time Students

Master of Product Innovation

Mandatory Tuition and Fees

Tuition ⁽²⁾	\$ 1,521	\$ 1,521		\$ 1,521	\$ 1,521	
University Fee	85	89		85	89	
Technology Fee	5	6		5	6	
Library Fee	4	5		4	5	
Student Activity Fee	4	4		4	4	
Capital Outlay Fee	n/a	n/a		28	30	
Total	<u>\$ 1,619</u>	<u>\$ 1,625</u>	\$ 6	<u>\$ 1,647</u>	<u>\$ 1,655</u>	\$ 8

⁽¹⁾ The tuition for the Master of Product Innovation (da Vinci Center) represents the total charge for the 30- credit hour program. Fees are in addition to the above listed tuition.

⁽²⁾ The part time option for the Master of Product Innovation (da Vinci Center) will be phased out once remaining part time students complete the program. No new part time students will be admitted after July 2017.

Virginia Commonwealth University
Typical Charges by School
College of Health Professions
MCV Campus

	Resident			Nonresident		
	2019-2020	2020-2021	\$ Chg.	2019-2020	2020-2021	\$ Chg.
Full-Time Students						
Undergraduate Students						
Tuition	\$ 12,094	\$ 12,094		\$ 32,742	\$ 32,742	
Program Fee	430	430		430	430	
University Fee	2,035	2,137		2,035	2,137	
Technology Fee	83	85		83	85	
Library Fee	70	80		70	80	
Health Service Fee	224	224		224	224	
Student Activity Fee	90	90		90	90	
Capital Outlay Fee	n/a	n/a		660	690	
Total	<u>\$ 15,026</u>	<u>\$ 15,140</u>	\$ 114	<u>\$ 36,334</u>	<u>\$ 36,478</u>	\$ 144
Masters Programs						
Health Administration Program - Online						
Mandatory Tuition and Fees						
Tuition	\$ 12,618	\$ 12,618		\$ 25,956	\$ 25,956	
University Fee	2,035	2,137		2,035	2,137	
Technology Fee	83	85		83	85	
Library Fee	70	80		70	80	
Student Activity Fee	36	36		36	36	
Capital Outlay Fee	n/a	n/a		660	690	
Executive Program Course Fee	3,200	3,300		3,200	3,300	
Total	<u>\$ 18,042</u>	<u>\$ 18,256</u>	\$ 214	<u>\$ 32,040</u>	<u>\$ 32,284</u>	\$ 244
Rehabilitation Counseling Program - Online						
Mandatory Tuition and Fees						
Tuition	\$ 12,618	\$ 12,618		\$ 12,618	\$ 12,618	
University Fee	2,035	2,137		2,035	2,137	
Technology Fee	83	85		83	85	
Library Fee	70	80		70	80	
Student Activity Fee	36	36		36	36	
Total	<u>\$ 14,842</u>	<u>\$ 14,956</u>	\$ 114	<u>\$ 14,842</u>	<u>\$ 14,956</u>	\$ 114
Nurse Anesthesia						
Mandatory Tuition and Fees						
Tuition	\$ 14,979	\$ 14,979		\$ 26,495	\$ 26,495	
University Fee	2,035	2,137		2,035	2,137	
Technology Fee	83	85		83	85	
Library Fee	70	80		70	80	
Health Service Fee	224	224		224	224	
Student Activity Fee	36	36		36	36	
Capital Outlay Fee	n/a	n/a		660	690	
Program Course Fee	200	200		200	200	
Total	<u>\$ 17,627</u>	<u>\$ 17,741</u>	\$ 114	<u>\$ 29,803</u>	<u>\$ 29,947</u>	\$ 144

Virginia Commonwealth University
Typical Charges by School
College of Health Professions
MCV Campus

	Resident			Nonresident		
	2019-2020	2020-2021	\$ Chg.	2019-2020	2020-2021	\$ Chg.
Patient Counseling (Regular Session)						
Mandatory Tuition and Fees						
Tuition ⁽¹⁾	\$ 1,500	\$ 1,500		\$ 2,700	\$ 2,700	
University Fee	2,035	2,137		2,035	2,137	
Technology Fee	83	85		83	85	
Library Fee	70	80		70	80	
Health Service Fee	224	224		224	224	
Student Activity Fee	36	36		36	36	
Capital Outlay Fee	n/a	n/a		660	690	
Total	<u>\$ 3,948</u>	<u>\$ 4,062</u>	\$ 114	<u>\$ 5,808</u>	<u>\$ 5,952</u>	\$ 144
Patient Counseling (Summer Session)						
Mandatory Tuition and Fees						
Tuition ⁽¹⁾	\$ 750	\$ 750		\$ 1,350	\$ 1,350	
University Fee	678	712		678	712	
Technology Fee	28	28		28	28	
Library Fee	23	40		23	40	
Student Activity Fee	12	12		12	12	
Capital Outlay Fee	n/a	n/a		330	345	
Total	<u>\$ 1,491</u>	<u>\$ 1,542</u>	\$ 51	<u>\$ 2,421</u>	<u>\$ 2,487</u>	\$ 66
Doctoral Programs						
Health Related Sciences						
Mandatory Tuition and Fees						
Tuition	\$ 10,404	\$ 10,404		\$ 22,212	\$ 22,212	
University Fee	2,035	2,137		2,035	2,137	
Technology Fee	83	85		83	85	
Library Fee	70	80		70	80	
Student Activity Fee	36	36		36	36	
Capital Outlay Fee	n/a	n/a		660	690	
Program Course Fee	3,500	3,500		3,500	3,500	
Total	<u>\$ 16,128</u>	<u>\$ 16,242</u>	\$ 114	<u>\$ 28,596</u>	<u>\$ 28,740</u>	\$ 144

⁽¹⁾ Tuition for the Patient Counseling Certificate program will remain at \$1,091 for Regular session and \$546 for Summer session for resident students. Non-resident student tuition will remain at \$2,273 for Regular session and \$1,137 for Summer session.

Virginia Commonwealth University
Typical Charges by School
College of Health Professions
MCV Campus

	Resident			Nonresident		
	2019-2020	2020-2021	\$ Chg.	2019-2020	2020-2021	\$ Chg.
Nurse Anesthesia Post Professional Program						
Mandatory Tuition and Fees						
Tuition	\$ 12,617	\$ 12,617		\$ 23,862	\$ 23,862	
University Fee	2,035	2,137		2,035	2,137	
Technology Fee	83	85		83	85	
Library Fee	70	80		70	80	
Health Service Fee	224	224		224	224	
Student Activity Fee	36	36		36	36	
Capital Outlay Fee	n/a	n/a		660	690	
Program Course Fee	3,500	3,500		3,500	3,500	
Total	<u>\$ 18,565</u>	<u>\$ 18,679</u>	\$ 114	<u>\$ 30,470</u>	<u>\$ 30,614</u>	\$ 144
Nurse Anesthesia Entry to Practice						
Mandatory Tuition and Fees						
Tuition	\$ 10,404	\$ 10,404		\$ 22,212	\$ 22,212	
Tuition Differential	2,458	\$ 2,458		4,018	\$ 4,018	
University Fee	2,035	2,137		2,035	2,137	
Technology Fee	83	85		83	85	
Library Fee	70	80		70	80	
Health Service Fee	224	224		224	224	
Student Activity Fee	36	36		36	36	
Capital Outlay Fee	n/a	n/a		660	690	
Program Course Fee	2,000	2,000		2,000	2,000	
Total	<u>\$ 17,310</u>	<u>\$ 17,424</u>	\$ 114	<u>\$ 31,338</u>	<u>\$ 31,482</u>	\$ 144
Physical Therapy Program						
Mandatory Tuition and Fees						
Tuition	\$ 10,404	\$ 10,404		\$ 22,212	\$ 22,212	
Tuition Differential ⁽¹⁾	2,458	2,458		4,018	4,018	
University Fee	2,035	2,137		2,035	2,137	
Technology Fee	83	85		83	85	
Library Fee	70	80		70	80	
Health Service Fee	224	224		224	224	
Student Activity Fee	36	36		36	36	
Capital Outlay Fee	n/a	n/a		660	690	
Program Course Fee	2,000	2,000		2,000	2,000	
Total	<u>\$ 17,310</u>	<u>\$ 17,424</u>	\$ 114	<u>\$ 31,338</u>	<u>\$ 31,482</u>	\$ 144

⁽¹⁾ This differential only applies to students entering the program as of Summer 2017.

Virginia Commonwealth University
Typical Charges by School
College of Health Professions
MCV Campus

	Resident			Nonresident		
	2019-2020	2020-2021	\$ Chg.	2019-2020	2020-2021	\$ Chg.
Occupational Therapy Entry Level Program						
Mandatory Tuition and Fees						
Tuition	\$ 10,404	\$ 10,404		\$ 22,212	\$ 22,212	
Tuition Differential	2,458	2,458		4,018	4,018	
University Fee	2,035	2,137		2,035	2,137	
Technology Fee	83	85		83	85	
Library Fee	70	80		70	80	
Health Service Fee	224	224		224	224	
Student Activity Fee	36	36		36	36	
Capital Outlay Fee	n/a	n/a		660	690	
Program Course Fee ⁽¹⁾	2,000	2,000		2,000	2,000	
Total	<u>\$ 17,310</u>	<u>\$ 17,424</u>	\$ 114	<u>\$ 31,338</u>	<u>\$ 31,482</u>	\$ 144
Part-Time Students						
College of Health Professions						
Tuition	\$ 417	\$ 417		\$ 1,129	\$ 1,129	
Program Fee ⁽²⁾	215	215		215	215	
University Fee	85	89		85	89	
Technology Fee	5	6		5	6	
Library Fee	4	5		4	5	
Student Activity Fee	4	4		4	4	
Capital Outlay Fee	n/a	n/a		28	30	
Total	<u>\$ 730</u>	<u>\$ 736</u>	\$ 6	<u>\$ 1,470</u>	<u>\$ 1,478</u>	\$ 8
Masters Programs						
Health Administration Program - Online						
Mandatory Tuition and Fees						
Tuition	\$ 701	\$ 701		\$ 1,442	\$ 1,442	
University Fee	85	89		85	89	
Technology Fee	5	6		5	6	
Library Fee	4	5		4	5	
Student Activity Fee ⁽³⁾	7	7		7	7	
Capital Outlay Fee	n/a	n/a		28	30	
Course Fee (per credit hour) ⁽⁴⁾	210	210		210	210	
Total	<u>\$ 1,012</u>	<u>\$ 1,018</u>	\$ 6	<u>\$ 1,781</u>	<u>\$ 1,789</u>	\$ 8

⁽¹⁾ Maximum Fee Assessment of \$1,000 per semester.

⁽²⁾ Maximum Fee Assessment of \$200 per semester.

⁽³⁾ Per semester charge.

⁽⁴⁾ Maximum Fee Assessment of \$1,650 per semester.

Virginia Commonwealth University
Typical Charges by School
College of Health Professions
MCV Campus

	Resident			Nonresident		
	2019-2020	2020-2021	\$ Chg.	2019-2020	2020-2021	\$ Chg.
Rehabilitation Counseling Program - Online						
Mandatory Tuition and Fees						
Tuition	\$ 701	\$ 701		\$ 701	\$ 701	
University Fee	85	89		85	89	
Technology Fee	5	6		5	6	
Library Fee	4	5		4	5	
Student Activity Fee ⁽¹⁾	7	7		7	7	
Capital Outlay Fee	n/a	n/a		n/a	n/a	
Total	<u>\$ 802</u>	<u>\$ 808</u>	\$ 6	<u>\$ 802</u>	<u>\$ 808</u>	\$ 6
Nurse Anesthesia						
Mandatory Tuition and Fees						
Tuition	\$ 832	\$ 832		\$ 1,472	\$ 1,472	
University Fee	85	89		85	89	
Technology Fee	5	6		5	6	
Library Fee	4	5		4	5	
Student Activity Fee ⁽¹⁾	7	7		7	7	
Capital Outlay Fee	n/a	n/a		28	30	
Course Fee (per credit hour) ⁽²⁾	100	100		100	100	
Total	<u>\$ 1,033</u>	<u>\$ 1,039</u>	\$ 6	<u>\$ 1,701</u>	<u>\$ 1,709</u>	\$ 8
Patient Counseling						
Mandatory Tuition and Fees						
Tuition	\$ 218	\$ 218		\$ 645	\$ 645	
University Fee	85	89		85	89	
Technology Fee	5	6		5	6	
Library Fee	4	5		4	5	
Student Activity Fee ⁽¹⁾	7	7		7	7	
Capital Outlay Fee	n/a	n/a		28	30	
Total	<u>\$ 319</u>	<u>\$ 325</u>	\$ 6	<u>\$ 774</u>	<u>\$ 782</u>	\$ 8

⁽¹⁾ Per semester charge.

⁽²⁾ Maximum Fee Assessment of \$100 per semester.

Virginia Commonwealth University
Typical Charges by School
College of Health Professions
MCV Campus

	Resident			Nonresident		
	2019-2020	2020-2021	\$ Chg.	2019-2020	2020-2021	\$ Chg.
Doctoral Programs						
Ph.D. in Health Related Sciences						
Mandatory Tuition and Fees						
Tuition	\$ 578	\$ 578		\$ 1,234	\$ 1,234	
University Fee	85	89		85	89	
Technology Fee	5	6		5	6	
Library Fee	4	5		4	5	
Student Activity Fee ⁽¹⁾	7	7		7	7	
Capital Outlay Fee	n/a	n/a		28	30	
Course Fee (per credit hour) ⁽²⁾	200	200		200	200	
Total	<u>\$ 879</u>	<u>\$ 885</u>	\$ 6	<u>\$ 1,563</u>	<u>\$ 1,571</u>	\$ 8
Nurse Anesthesia Post Professional Program						
Mandatory Tuition and Fees						
Tuition	\$ 701	\$ 701		\$ 1,335	\$ 1,335	
University Fee	85	89		85	89	
Technology Fee	5	6		5	6	
Library Fee	4	5		4	5	
Student Activity Fee ⁽¹⁾	7	7		7	7	
Capital Outlay Fee	n/a	n/a		28	30	
Course Fee (per credit hour) ⁽²⁾	167	200		167	200	
Total	<u>\$ 969</u>	<u>\$ 1,008</u>	\$ 39	<u>\$ 1,631</u>	<u>\$ 1,672</u>	\$ 41
Nurse Anesthesia Entry to Practice						
Mandatory Tuition and Fees						
Tuition	\$ 578	\$ 578		\$ 1,234	\$ 1,234	
Tuition Differential	133	133		182	182	
University Fee	85	89		85	89	
Technology Fee	5	6		5	6	
Library Fee	4	5		4	5	
Student Activity Fee ⁽¹⁾	7	7		7	7	
Capital Outlay Fee	n/a	n/a		28	30	
Course Fee Per Credit Hour ⁽²⁾	167	200		167	200	
Total	<u>\$ 979</u>	<u>\$ 1,018</u>	\$ 39	<u>\$ 1,712</u>	<u>\$ 1,753</u>	\$ 41

⁽¹⁾ Per semester charge.

⁽²⁾ Maximum Fee Assessment of \$1,000 per semester.

Virginia Commonwealth University
Typical Charges by School
College of Health Professions
MCV Campus

	Resident			Nonresident		
	2019-2020	2020-2021	\$ Chg.	2019-2020	2020-2021	\$ Chg.
Physical Therapy Program						
Mandatory Tuition and Fees						
Tuition	\$ 578	\$ 578		\$ 1,234	\$ 1,234	
Tuition Differential ⁽¹⁾	133	133		182	182	
University Fee	85	89		85	89	
Technology Fee	5	6		5	6	
Library Fee	4	5		4	5	
Student Activity Fee ⁽²⁾	7	7		7	7	
Capital Outlay Fee	n/a	n/a		28	30	
Course Fee Per Credit Hour ^{(3) (4)}	167	167		167	167	
Total	<u>\$ 979</u>	<u>\$ 985</u>	\$ 6	<u>\$ 1,712</u>	<u>\$ 1,720</u>	\$ 8
Occupational Therapy Entry Level Program						
Mandatory Tuition and Fees						
Tuition	\$ 578	\$ 578		\$ 1,234	\$ 1,234	
Tuition Differential	133	133		252	182	
University Fee	85	89		85	89	
Technology Fee	5	6		5	6	
Library Fee	4	5		4	5	
Student Activity Fee ⁽²⁾	7	7		7	7	
Capital Outlay Fee	n/a	n/a		28	30	
Course Fee Per Credit Hour ⁽⁴⁾⁽⁵⁾	167	167		167	167	
Total	<u>\$ 812</u>	<u>\$ 818</u>	\$ 6	<u>\$ 1,615</u>	<u>\$ 1,553</u>	\$ (62)

*Tennessee residents enrolled in VCU's Clinical Laboratory Sciences Program offered through the Southwest Virginia

⁽¹⁾ This differential only applies to students entering the program as of Summer 2017.

⁽²⁾ Per semester charge.

⁽³⁾ Maximum Fee Assessment of \$1,000 per semester.

⁽⁴⁾ Fee also assessed to nonmajors taking courses in the program.

⁽⁵⁾ Maximum Fee Assessment of \$1,000 per semester.

Virginia Commonwealth University
Typical Charges by School
College of Health Professions
MCV Campus

	Resident			Nonresident		
	2019-2020	2020-2021	\$ Chg.	2019-2020	2020-2021	\$ Chg.
Certificate Programs						
Patient Counseling (Regular Session)						
Tuition	\$ -	\$ 1,091		\$ -	\$ 2,273	
University Fee	2,035	2,137		2,035	2,137	
Technology Fee	83	85		83	85	
Library Fee	70	80		70	80	
Health Service Fee	224	224		224	224	
Student Activity Fee	36	36		36	36	
Capital Outlay Fee	n/a	n/a		660	690	
Total	<u>\$ 2,448</u>	<u>\$ 3,653</u>	\$ 1,205	<u>\$ 3,108</u>	<u>\$ 5,525</u>	\$ 2,417
Patient Counseling (Summer Session)						
Tuition	\$ -	\$ 546		\$ -	\$ 1,137	
University Fee	678	712		678	712	
Technology Fee	28	28		28	28	
Library Fee	23	40		23	40	
Student Activity Fee	12	12		12	12	
Capital Outlay Fee	n/a	n/a		330	345	
Total	<u>\$ 741</u>	<u>\$ 1,338</u>	\$ 597	<u>\$ 1,071</u>	<u>\$ 2,274</u>	\$ 1,203
Patient Counseling (Part-Time)						
Tuition	\$ -	\$ 218		\$ -	\$ 645	
University Fee	85	89		85	89	
Technology Fee	5	6		5	6	
Library Fee	4	5		4	5	
Student Activity Fee	4	4		4	4	
Capital Outlay Fee	n/a	n/a		28	30	
Total	<u>\$ 98</u>	<u>\$ 322</u>	\$ 224	<u>\$ 126</u>	<u>\$ 779</u>	\$ 653

Virginia Commonwealth University
Typical Charges by School
College of Health Professions
MCV Campus

	Resident			Nonresident		
	2019-2020	2020-2021	\$ Chg.	2019-2020	2020-2021	\$ Chg.
Allied Health Professions Fees						
Application Fee - Doctor of Physical Therapy	\$ 65	\$ 65	\$ -	\$ 65	\$ 65	\$ -
Executive Master of Science-Health Administration 600 Level Course Fee						
Per Credit Hour ⁽¹⁾	\$ 210	\$ 210	\$ -	\$ 210	\$ 210	\$ -
Master of Health Administration 600 Level Course Fee						
Per credit hour ⁽²⁾	\$ 50	\$ 50	\$ -	\$ 50	\$ 50	\$ -
Interdisciplinary Ph.D. in Health Related Sciences Course Fee						
Per credit hour ⁽³⁾	\$ 167	\$ 200	\$ 33	\$ 167	\$ 200	\$ 33
Masters of Nurse Anesthesia Course Fee						
Per Credit Hour ⁽⁴⁾	\$ 100	\$ 100	\$ -	\$ 100	\$ 100	\$ -
Doctor of Physical Therapy Program Course Fee (PHTY courses)						
Per Credit Hour ⁽⁵⁾	\$ 167	\$ 167	\$ -	\$ 167	\$ 167	\$ -
Entry Level and Post Professional Doctor of Occupational Therapy Courses						
Per credit hour ⁽⁵⁾	\$ 167	\$ 167	\$ -	\$ 167	\$ 167	\$ -
Master of Gerontology Course Fee						
Per Credit Hour ⁽⁴⁾	\$ 20	\$ 20	\$ -	\$ 20	\$ 20	\$ -
Entry to Practice Doctor of Nurse Anesthesia Practice Program Fee						
Per credit hour ⁽⁵⁾	\$ 167	\$ 167	\$ -	\$ 167	\$ 167	\$ -
Clinical Laboratory Masters Course Fee						
Per Credit Hour ⁽⁴⁾	\$ 20	\$ 20	\$ -	\$ 20	\$ 20	\$ -
Post Professional Doctor of Nurse Anesthesia Practice Program Fee ⁽³⁾						
Per Credit Hour ⁽³⁾	\$ 200	\$ 200	\$ -	\$ 200	\$ 200	\$ -

⁽¹⁾ Maximum fee assessment of \$1,650 per semester.

⁽²⁾ Maximum fee assessment \$600 per semester.

⁽³⁾ Maximum fee assessment \$1,750 per semester.

⁽⁴⁾ Maximum fee assessment \$100 per semester.

⁽⁵⁾ Maximum fee assessment \$1,000 per semester.

Virginia Commonwealth University
Typical Charges by School
School of Dentistry
MCV Campus

	Resident			Nonresident		
	2019-2020	2020-2021	\$ Chg.	2019-2020	2020-2021	\$ Chg.

Full-Time Credit Hour Undergraduate Students

Dental Hygiene (DH3 - First Year)

Tuition- 15 Credit Hours ⁽¹⁾	\$ 12,094	\$ 12,094		\$ 32,742	\$ 32,742	
Program Fee	3,644	3,644		3,644	3,644	
University Fee	2,035	2,137		2,035	2,137	
Technology Fee	83	85		83	85	
Library Fee	70	80		70	80	
Health Service Fee	224	224		224	224	
Student Activity Fee	36	36		36	36	
Capital Outlay Fee	n/a	n/a		660	690	
Dental Student Government Fee	50	50		50	50	
Total	<u>\$ 18,236</u>	<u>\$ 18,350</u>	\$ 114	<u>\$ 39,544</u>	<u>\$ 39,688</u>	\$ 144

Dental Hygiene (DH4 - Second Year)

Tuition- 15 Credit Hours ⁽¹⁾	\$ 12,094	\$ 12,094		\$ 32,742	\$ 32,742	
Program Fee	1,568	1,568		1,568	1,568	
University Fee	2,035	2,137		2,035	2,137	
Technology Fee	83	85		83	85	
Library Fee	70	80		70	80	
Health Service Fee	224	224		224	224	
Student Activity Fee	36	36		36	36	
Capital Outlay Fee	n/a	n/a		660	690	
Dental Student Government Fee	50	50		50	50	
Total	<u>\$ 16,160</u>	<u>\$ 16,274</u>	\$ 114	<u>\$ 37,468</u>	<u>\$ 37,612</u>	\$ 144

⁽¹⁾ Tuition assumes 15 credit hours per semester; 30 credit hours for the fall and spring semesters, although 12 credits per semester (24 credits per year) is considered full-time. Tuition rates for full-time credit hour undergraduate students are listed on page III-7. Total tuition will depend on the number of credit hours taken.

⁽²⁾ Second-year transfer students pay the same instrument rental fee.

Virginia Commonwealth University
Typical Charges by School
School of Dentistry
MCV Campus

	Resident			Nonresident		
	2019-2020	2020-2021	\$ Chg.	2019-2020	2020-2021	\$ Chg.

First Professional Programs

First Year Students ⁽¹⁾

Tuition	\$ 41,615	\$ 43,279		\$ 73,325	\$ 76,258	
University Fee	2,035	2,137		2,035	2,137	
Technology Fee	83	85		83	85	
Library Fee	70	80		70	80	
Health Service Fee	224	224		224	224	
Student Activity Fee	36	36		36	36	
Capital Outlay Fee	n/a	n/a		660	690	
DDS1 - Academic Fee	2,758	2,986		2,758	2,986	
Clinical Fee	11,040	11,338		11,040	11,338	
Student Government Fee	50	50		50	50	
Total	\$ 57,911	\$ 60,215	\$ 2,304	\$ 90,281	\$ 93,884	\$ 3,603

Second Year Students ⁽¹⁾

Tuition	\$ 41,615	\$ 43,279		\$ 73,325	\$ 76,258	
University Fee	2,035	2,137		2,035	2,137	
Technology Fee	83	85		83	85	
Library Fee	70	80		70	80	
Health Service Fee	224	224		224	224	
Student Activity Fee	36	36		36	36	
Capital Outlay Fee	n/a	n/a		660	690	
DDS2 - Academic Fee	728	776		728	776	
Clinical Fee	11,040	11,338		11,040	11,338	
Dental Student Government Fee	50	50		50	50	
Total	\$ 55,881	\$ 58,005	\$ 2,124	\$ 88,251	\$ 91,674	\$ 3,423

Third and Fourth Year Students ⁽¹⁾

Tuition	\$ 41,615	\$ 43,279		\$ 73,325	\$ 76,258	
University Fee	2,035	2,137		2,035	2,137	
Technology Fee	83	85		83	85	
Library Fee	70	80		70	80	
Health Service Fee	224	224		224	224	
Student Activity Fee	36	36		36	36	
Capital Outlay Fee	n/a	n/a		660	690	
DDS3 and DDS4 Academic Fee	178	181		178	181	
Clinical Fee	11,040	11,338		11,040	11,338	
Student Government Fee	50	50		50	50	
Total	\$ 55,331	\$ 57,410	\$ 2,079	\$ 87,701	\$ 91,079	\$ 3,378

⁽¹⁾ DDS and IDP tuition and school-specific fees are listed for a full year (fall, spring, and summer). DDS (years 1, 2 & 3) and IDP (years 2 & 3) are assessed \$5,000 in tuition along with mandatory university-level fees for the summer semester. Remaining tuition and fees are assessed during the fall and spring semesters.

Virginia Commonwealth University
Typical Charges by School
School of Dentistry
MCV Campus

	Resident			Nonresident		
	2019-2020	2020-2021	\$ Chg.	2019-2020	2020-2021	\$ Chg.
International Dentist Program - Second Year ^{(1) (2)}						
Tuition	\$ 95,625	\$ 99,450		\$ 95,625	\$ 99,450	
University Fee	2,035	2,137		2,035	2,137	
Technology Fee	83	85		83	85	
Library Fee	70	80		70	80	
Health Service Fee	224	224		224	224	
Student Activity Fee	36	36		36	36	
Capital Outlay Fee	n/a	n/a		n/a	n/a	
IDP2 - Academic Fee	2,528	2,801		2,528	2,801	
IDP2 - Clinical Fee	15,275	15,573		15,275	15,573	
Student Government Fee	50	50		50	50	
Total	<u>\$ 115,926</u>	<u>\$ 120,436</u>	\$ 4,510	<u>\$ 115,926</u>	<u>\$ 120,436</u>	\$ 4,510
International Dentist Program - Third and Fourth Year ⁽²⁾						
Tuition	\$ 91,950	\$ 99,450		\$ 91,950	\$ 99,450	
University Fee	2,035	2,137		2,035	2,137	
Technology Fee	83	85		83	85	
Library Fee	70	80		70	80	
Health Service Fee	224	224		224	224	
Student Activity Fee	36	36		36	36	
Capital Outlay Fee	n/a	n/a		n/a	n/a	
IDP3 and IDP4 Academic Fee	178	181		178	181	
IDP3 and IDP4 Clinical Fee	11,040	11,338		11,040	11,338	
Dental Student Government Fee	50	50		50	50	
Total	<u>\$ 105,666</u>	<u>\$ 113,581</u>	\$ 7,915	<u>\$ 105,666</u>	<u>\$ 113,581</u>	\$ 7,915

Part-Time Students

Students in the First Professional Decelerated Dentistry program are charged the graduate rates for part-time students.

⁽¹⁾ The second year of the International Dentistry Program is changing from one semester to a full year. As a result, the second year tuition is now the same as the third and fourth year.

⁽²⁾ DDS and IDP tuition and school-specific fees are listed for a full year (fall, spring, and summer). DDS (years 1, 2 & 3) and IDP (years 2 & 3) are assessed \$5,000 in tuition along with mandatory university-level fees for the summer semester. Remaining tuition and fees are assessed during the fall and spring semesters.

Virginia Commonwealth University
Typical Charges by School
School of Dentistry
MCV Campus

	Resident			Nonresident		
	2019-2020	2020-2021	\$ Chg.	2019-2020	2020-2021	\$ Chg.

School of Dentistry Fees

Student Government Fee	\$ 50	\$ 50	\$ -	\$ 50	\$ 50	\$ 0
First Professional - Application Fee	\$ 85	\$ 85	\$ -	\$ 85	\$ 85	\$ 0
First Professional - Clinical Completion Fee ⁽¹⁾	\$ 580	\$ 580	\$ -	\$ 580	\$ 580	\$ 0
First Professional - Remediation Course Fee ⁽²⁾	\$ 785	\$ 785	\$ -	\$ 785	\$ 785	\$ 0
DDS1 - Academic Fee	\$ 2,758	\$ 2,986	\$ 228	\$ 2,758	\$ 2,986	\$ 228
DDS2 - Academic Fee	\$ 728	\$ 776	\$ 48	\$ 728	\$ 776	\$ 48
DDS3, DDS4, IDP3, IDP4 - Academic Fee	\$ 178	\$ 181	\$ 3	\$ 178	\$ 181	\$ 3
DDS/IDP Transfer - Academic Fee	\$ 1,800	\$ 2,025	\$ 225	\$ 1,800	\$ 2,025	\$ 225
IDP2 - Academic Fee	\$ 2,528	\$ 2,801	\$ 273	\$ 2,528	\$ 2,801	\$ 273
DDS1, DDS2, DDS3, DDS4, IDP3, and IDP4 - Clinical Fee	\$ 11,040	\$ 11,338	\$ 298	\$ 11,040	\$ 11,338	\$ 298
DDS/IDP Transfer - Clinical Fee	\$ 6,440	\$ 6,475	\$ 35	\$ 6,440	\$ 6,475	\$ 35
IDP2 - Clinical Fee	\$ 15,275	\$ 15,573	\$ 298	\$ 15,275	\$ 15,573	\$ 298
Masters Program Advanced Dental Education and AEGD Certificate Program - Clinical Fee ⁽³⁾	\$ 10,000	\$ 15,000	\$ 5,000	\$ 10,000	\$ 15,000	\$ 5,000

⁽¹⁾ Per Month

⁽²⁾ Per Credit as needed

⁽³⁾ Advanced Dental Education students will now be charged all regular Masters student rates in addition to the Clinical Fee.

Note: Dentistry students are also charged a \$580 fee for each additional month needed to complete the clinical component beyond the normal completion date.

Virginia Commonwealth University
Typical Charges by School
School of Medicine
MCV Campus

	Resident			Nonresident		
	2019-2020	2020-2021	\$ Chg.	2019-2020	2020-2021	\$ Chg.

Full-Time Programs

First Professional Programs

Medical Students: M-I, M-II, M-III, and M-IV

Mandatory Tuition and Fees

Tuition	\$ 32,144	\$ 33,751		\$ 53,883	\$ 56,577	
University Fee	2,035	2,137		2,035	2,137	
Technology Fee	83	85		83	85	
Library Fee	70	80		70	80	
Health Service Fee	224	224		224	224	
Capital Outlay Fee	n/a	n/a		660	690	
Student Activity Fee	36	36		36	36	
Med School Student Government Fee	80	80		80	80	
Simulation Supplemental Fee	325	400		325	400	
Disability Insurance	43	50		43	50	
Total	<u>\$ 35,040</u>	<u>\$ 36,843</u>	\$ 1,803	<u>\$ 57,439</u>	<u>\$ 60,359</u>	\$ 2,920

Medical Students: M-III, M-IV, INOVA Campus

Mandatory Tuition and Fees

Tuition	\$ 32,144	\$ 33,751		\$ 53,883	\$ 56,577	
Technology Fee	83	85		83	85	
Library Fee	70	80		70	80	
Capital Outlay Fee	n/a	n/a		660	690	
Med School Student Government Fee	80	80		80	80	
INOVA Campus Fee ⁽¹⁾	1,297	1,297		1,297	1,297	
Simulation Supplemental Fee	325	400		325	400	
Disability Insurance	43	50		43	50	
Total	<u>\$ 34,042</u>	<u>\$ 35,743</u>	\$ 1,701	<u>\$ 56,441</u>	<u>\$ 59,259</u>	\$ 2,818

⁽¹⁾ The INOVA Campus Fee supports student recreation, student health and student counseling programs.

Note: MD students who are required to enroll in a reduced curriculum will be charged a per credit hour rate equal to one fifteenth of the full-time tuition.

Virginia Commonwealth University
Typical Charges by School
School of Medicine
MCV Campus

	Resident			Nonresident		
	2019-2020	2020-2021	\$ Chg.	2019-2020	2020-2021	\$ Chg.
<i>First Professional / Masters Programs</i>						
MD/MHA ⁽¹⁾						
Mandatory Tuition and Fees						
Tuition	\$ 12,618	\$ 12,618		\$ 25,956	\$ 25,956	
University Fee	2,035	2,137		2,035	2,137	
Technology Fee	83	85		83	85	
Library Fee	70	80		70	80	
Health Service Fee	224	224		224	224	
Capital Outlay Fee	n/a	n/a		660	690	
Disability Insurance Fee	43	50		43	50	
Student Activity Fee	36	36		36	36	
Drug Screening Fee	80	80		80	80	
Med School Student Government Fee	80	80		80	80	
Total	<u>\$ 15,269</u>	<u>\$ 15,390</u>	\$ 121	<u>\$ 29,267</u>	<u>\$ 29,418</u>	\$ 151

First Professional / Doctoral Programs

MD/PhD ⁽¹⁾

Mandatory Tuition and Fees

Tuition	\$ 10,404	\$ 10,404		\$ 22,212	\$ 22,212	
University Fee	2,035	2,137		2,035	2,137	
Technology Fee	83	85		83	85	
Library Fee	70	80		70	80	
Health Service Fee	224	224		224	224	
Capital Outlay Fee	n/a	n/a		660	690	
Disability Insurance Fee	43	50		43	50	
Student Activity Fee	36	36		36	36	
Med School Student Government Fee	80	80		80	80	
Total	<u>\$ 12,975</u>	<u>\$ 13,096</u>	\$ 121	<u>\$ 25,443</u>	<u>\$ 25,594</u>	\$ 151

(1) Students who enroll in the MD/MHA or MD/PhD program and subsequently withdraw but continue in the MD program will be charged the MD tuition rate for those semesters in which they were enrolled as MD/MHA or MD/PhD. Students in the MD/MHA program are enrolled medical students in the first three years of instruction. In the fourth year, the students are full-time MHA students and pay the standard masters tuition and fee rate. In the fifth year, the students are again enrolled as medical students and pay the Executive Program per credit hour fee for MHA courses.

Virginia Commonwealth University
Typical Charges by School
School of Medicine
MCV Campus

	Resident			Nonresident		
	2019-2020	2020-2021	\$ Chg.	2019-2020	2020-2021	\$ Chg.
Graduate Certificate Program in Biomedical Sciences						
IBMS ⁽¹⁾						
Mandatory Tuition and Fees						
Tuition	\$ 25,875	\$ 26,875		\$ 25,875	\$ 26,875	
University Fee	2,035	2,137		2,035	2,137	
Technology Fee	83	85		83	85	
Library Fee	70	80		70	80	
Health Service Fee	224	224		224	224	
Capital Outlay Fee	n/a	n/a		660	690	
Student Activity Fee	36	36		36	36	
Total	\$ 28,323	\$ 29,437	\$ 1,114	\$ 28,983	\$ 30,127	\$ 1,144
Paramedic Program (Non-degree, credit program) per credit hour ⁽²⁾						
Tuition	\$ 400	\$ 400		\$ 400	\$ 400	
Technology Fee	5	6		5	6	
Library Fee	4	5		4	5	
Total	\$ 409	\$ 411	\$ 2	\$ 409	\$ 411	\$ 2
International Programs in Addiction Studies						
Graduate Certificate (per credit hour) ⁽³⁾	\$ 900	\$ 900	\$ -	\$ 900	\$ 900	\$ -
MS Tuition (per credit hour)	\$ 900	\$ 900	\$ -	\$ 900	\$ 900	\$ -

⁽¹⁾ IBMS students who are required to enroll in a reduced curriculum will be charged a per credit hour rate equal to one eleventh of the full-time tuition for one semester.

⁽²⁾ The Paramedic Program requires students to take two courses for a total of 16 credit hours. Each course takes two semesters to complete.

⁽³⁾ Students who enroll in the MD/MHA or MD/PhD program and subsequently withdraw but continue in the MD program will be charged the MD tuition rate for those semesters in which they were enrolled as MD/MHA or MD/PhD. Students in the MD/MHA program are enrolled medical students in the first three years of instruction. In the fourth year, the students are full-time MHA students and pay the standard masters tuition and fee rate. In the fifth year, the students are again enrolled as medical students and pay the Executive Program per credit hour fee for MHA courses.

Virginia Commonwealth University
Typical Charges by School
School of Medicine
MCV Campus

	Resident			Nonresident		
	2019-2020	2020-2021	\$ Chg.	2019-2020	2020-2021	\$ Chg.
School of Medicine Fees						
Human Physiology Lab Fee (PHIZ 206)	\$ 95	\$ 95	\$ -	\$ 95	\$ 95	\$ -
Alumni Transcript Fee (per request)	\$ 5	\$ 5	\$ -	\$ 5	\$ 5	\$ -
Masters - Drug Screening	\$ 80	\$ 80	\$ -	\$ 80	\$ 80	\$ -
First Professional Student Fees						
Drug Screening Fee ⁽¹⁾	\$ 159	\$ 159	\$ -	\$ 159	\$ 159	\$ -
Ultrasound Fee ⁽²⁾	\$ 150	\$ 150	\$ -	\$ 150	\$ 150	\$ -
Medicine Student Government Fee	\$ 80	\$ 80	\$ -	\$ 80	\$ 80	\$ -
Medical Electives Fee (Non-VCU students)	\$ 100	\$ 100	\$ -	\$ 100	\$ 100	\$ -
INOVA Campus Fee	\$ 1,297	\$ 1,297	\$ -	\$ 1,297	\$ 1,297	\$ -
Simulation Supplemental Fee	\$ 325	\$ 400	\$ 75	\$ 325	\$ 400	\$ 75
Application Fee	\$ 80	\$ 80	\$ -	\$ 80	\$ 80	\$ -
Disability Insurance Fee	\$ 43	\$ 50	\$ 7	\$ 43	\$ 50	\$ 7
Basic Science Assessment Exam ⁽³⁾	\$ 54	\$ 54	\$ -	\$ 54	\$ 54	\$ -
Question Bank ⁽⁴⁾	\$ 179	\$ 179	\$ -	\$ 179	\$ 179	\$ -
Anatomy Dissection Fee ⁽⁴⁾	\$ -	\$ 25	\$ 25	\$ -	\$ 25	\$ 25
Orientation Fee ⁽⁴⁾	\$ -	\$ 125	\$ 125	\$ -	\$ 125	\$ 125
Mobile Pager Fee ⁽⁵⁾	\$ -	\$ 135	\$ 135	\$ -	\$ 135	\$ 135

⁽¹⁾ The Drug Screening Fee applies to M-II students only.

⁽²⁾ The Ultrasound Fee applies to M-I and M-II students only.

⁽³⁾ M-II Students Only

⁽⁴⁾ M-I Students Only

⁽⁵⁾ M-III Students Only

Virginia Commonwealth University
Typical Charges by School
School of Nursing
MCV Campus

	Resident			Nonresident		
	2019-2020	2020-2021	\$ Chg.	2019-2020	2020-2021	\$ Chg.

Full-Time Credit Hour Undergraduate Students

BS, Nursing

Tuition	\$ 12,094	\$ 12,094		\$ 32,742	\$ 32,742	
Program Fee	1,800	1,800		1,800	1,800	
University Fee	2,035	2,137		2,035	2,137	
Technology Fee	83	85		83	85	
Library Fee	70	80		70	80	
Health Service Fee	224	224		224	224	
Student Activity Fee	90	90		90	90	
Capital Outlay Fee	n/a	n/a		660	690	
Total	<u>\$ 16,396</u>	<u>\$ 16,510</u>	\$ 114	<u>\$ 37,704</u>	<u>\$ 37,848</u>	\$ 144

Accelerated BS, Nursing

Tuition	\$ 12,094	\$ 12,094		\$ 32,742	\$ 32,742	
Program Fee	2,070	2,070		2,070	2,070	
University Fee	2,035	2,137		2,035	2,137	
Technology Fee	83	85		83	85	
Library Fee	70	80		70	80	
Health Service Fee	224	224		224	224	
Student Activity Fee	90	90		90	90	
Capital Outlay Fee	n/a	n/a		660	690	
Total	<u>\$ 16,666</u>	<u>\$ 16,780</u>	\$ 114	<u>\$ 37,974</u>	<u>\$ 38,118</u>	\$ 144

RN to BSN

Tuition	\$ 12,094	\$ 12,094		\$ 32,742	\$ 32,742	
Program Fee	1,920	1,920		63	63	
University Fee	2,035	2,137		2,035	2,137	
Technology Fee	83	85		83	85	
Library Fee	70	80		70	80	
Health Service Fee	224	224		224	224	
Student Activity Fee	90	90		90	90	
Capital Outlay Fee	n/a	n/a		660	690	
Total	<u>\$ 16,516</u>	<u>\$ 16,630</u>	\$ 114	<u>\$ 35,967</u>	<u>\$ 36,111</u>	\$ 144

Virginia Commonwealth University
Typical Charges by School
School of Nursing
MCV Campus

	Resident			Nonresident		
	2019-2020	2020-2021	\$ Chg.	2019-2020	2020-2021	\$ Chg.

Full-Time Graduate Students

Masters Programs

Mandatory Tuition and Fees

Tuition	\$ 12,618	\$ 12,618		\$ 25,956	\$ 25,956	
University Fee	2,035	2,137		2,035	2,137	
Technology Fee	83	85		83	85	
Library Fee	70	80		70	80	
Health Service Fee	224	224		224	224	
Student Activity Fee	36	36		36	36	
Capital Outlay Fee	n/a	n/a		660	690	
Microscopy Laboaratory Fee	25	25		25	25	
Clinical Laboratory Supervision Fee ⁽¹⁾	90	90		90	90	
Total	\$ 15,181	\$ 15,295	\$ 114	\$ 29,179	\$ 29,323	\$ 144

⁽¹⁾ All students enrolled in courses with clinical components are required to pay \$90 per graduate clinical credit hour. The estimates above assume that the student is enrolled in two clinical courses per academic year. Also, graduate students enrolled in undergraduate clinical courses must pay \$90 per undergraduate clinical credit.

***Doctoral Programs* ⁽²⁾**

Mandatory Tuition and Fees

Tuition	\$ 10,404	\$ 10,404		\$ 22,212	\$ 22,212	
University Fee	2,035	2,137		2,035	2,137	
Technology Fee	83	85		83	85	
Library Fee	70	80		70	80	
Health Service Fee	224	224		224	224	
Student Activity Fee	36	36		36	36	
Capital Outlay Fee	n/a	n/a		660	690	
Clinical Laboratory Supervision Fee ⁽¹⁾	90	90		90	90	
Compertized Assessment Fee	0	65		0	65	
Total	\$ 12,942	\$ 13,121	\$ 179	\$ 25,410	\$ 25,619	\$ 209

Virginia Commonwealth University
Typical Charges by School
School of Nursing
MCV Campus

	Resident			Nonresident		
	2019-2020	2020-2021	\$ Chg.	2019-2020	2020-2021	\$ Chg.

Part-Time Graduate Students

Doctor of Nursing Practice - Online

Mandatory Tuition and Fees

Tuition	\$	700	\$	700		\$	700	\$	700			
University Fee		85		89			85		89			
Technology Fee		5		6			5		6			
Library Fee		4		5			4		5			
Student Activity Fee		7		7			7		7			
Capital Outlay Fee		n/a		n/a			28		30			
Compertized Assessment Fee - Flat Rate		0		65			0		65			
Total	\$	801	\$	872	\$	71	\$	829	\$	902	\$	73

⁽¹⁾ All students enrolled in courses with clinical components are required to pay \$90 per graduate clinical credit hour. The estimates above assume that the student is enrolled in two clinical courses per academic year. Also, graduate students enrolled in undergraduate clinical courses must pay \$90 per undergraduate clinical credit.

⁽²⁾ Students outside of VCU, who will be taking VCU School of Nursing doctoral courses through NEXus, will be assessed a rate determined by NEXus, and will be exempt from all university and program specific fees. The rate for FY 2019-2020 is \$865 per credit hour regardless of residency status.

School of Nursing Fees

Admission Deposit (undergraduate/graduate)	\$	250	\$	250	\$	-	\$	250	\$	250	\$	-
Graduate Clinical Lab Fee (per credit hour)	\$	90	\$	90	\$	-	\$	90	\$	90	\$	-
Nursing Education Fee (per credit hour) ⁽¹⁾	\$	25	\$	25	\$	-	\$	25	\$	25	\$	-
Microscopy Laboratory Fee ⁽²⁾	\$	25	\$	25	\$	-	\$	25	\$	25	\$	-
Graduate Clinical Learning Center Fee-FT	\$	27	\$	27	\$	-	\$	27	\$	27	\$	-
Graduate Clinical Learning Center Fee-PT	\$	18	\$	18	\$	-	\$	18	\$	18	\$	-
Computerized Assessment Fee ⁽³⁾	\$	-	\$	65	\$	65	\$	-	\$	65	\$	65

⁽¹⁾ The Nursing Education Fee is not charged to students paying the RN-BS Program Fee.

⁽²⁾ Only charged to students who are enrolled in NURS 611.

⁽³⁾ Charged to all Master's students in the School of Nursing

Virginia Commonwealth University
Typical Charges by School
School of Pharmacy
MCV Campus

	Resident			Nonresident		
	2019-2020	2020-2021	\$ Chg.	2019-2020	2020-2021	\$ Chg.

Full-Time Students

Masters Programs

Mandatory Tuition and Fees

Tuition	\$ 12,618	\$ 12,618		\$ 25,956	\$ 25,956	
University Fee	2,035	2,137		2,035	2,137	
Library Fee	70	80		70	80	
Health Service Fee	224	224		224	224	
Student Activity Fee	36	36		36	36	
Capital Outlay Fee	n/a	n/a		660	690	
Pharmacy Technology Fee	300	300		300	300	
Total	\$ 15,283	\$ 15,395	\$ 112	\$ 29,281	\$ 29,423	\$ 142

Doctoral Programs

Mandatory Tuition and Fees

Tuition	\$ 10,404	\$ 10,404		\$ 22,212	\$ 22,212	
University Fee	2,035	2,137		2,035	2,137	
Library Fee	70	80		70	80	
Health Service Fee	224	224		224	224	
Student Activity Fee	36	36		36	36	
Capital Outlay Fee	n/a	n/a		660	690	
Pharmacy Technology Fee	300	300		300	300	
Total	\$ 13,069	\$ 13,181	\$ 112	\$ 25,537	\$ 25,679	\$ 142

First Professional Programs - PharmD

P1, P2, P3, and P4 Students

Mandatory Tuition and Fees

Tuition	\$ 27,954	\$ 28,654		\$ 40,284	\$ 41,292	
University Fee	2,035	2,137		2,035	2,137	
Library Fee	70	80		70	80	
Health Service Fee	224	224		224	224	
Student Activity Fee	36	36		36	36	
Capital Outlay Fee	n/a	n/a		660	690	
Pharmacy Technology Fee	300	300		300	300	
Experiential Placement Fee	385	385		385	385	
Pharmacy School Government Fee	50	50		50	50	
Total	\$ 31,054	\$ 31,866	\$ 812	\$ 44,044	\$ 45,194	\$ 1,150

Note: In lieu of the University Fee, Health Service Fee, and Student Government Fee, PharmD students on the INOVA Campus pay an INOVA Campus Fee that supports student recreation, student health, and student counseling programs. The INOVA Campus Fee is \$1,000 for FY 2018-2019.

Virginia Commonwealth University
Typical Charges by School
School of Pharmacy
MCV Campus

	Resident			Nonresident		
	2019-2020	2020-2021	\$ Chg.	2019-2020	2020-2021	\$ Chg.

Part-Time Students

Masters Programs

Tuition	\$ 701	\$ 701		\$ 1,442	\$ 1,442	
University Fee	85	89		85	89	
Technology Fee	5	6		5	6	
Library Fee	4	5		4	5	
Student Activity Fee ⁽¹⁾	7	7		7	7	
Capital Outlay Fee	n/a	n/a		28	30	
Total	<u>\$ 802</u>	<u>\$ 808</u>	\$ 6	<u>\$ 1,571</u>	<u>\$ 1,579</u>	\$ 8

Doctoral Programs

Tuition	\$ 578	\$ 578		\$ 1,234	\$ 1,234	
University Fee	85	89		85	89	
Technology Fee	5	6		5	6	
Library Fee	4	5		4	5	
Student Activity Fee ⁽¹⁾	7	7		7	7	
Capital Outlay Fee	n/a	n/a		28	30	
Total	<u>\$ 679</u>	<u>\$ 685</u>	\$ 6	<u>\$ 1,363</u>	<u>\$ 1,371</u>	\$ 8

First Professional Programs

PharmD Program

Tuition	\$ 1,560	\$ 1,592		\$ 2,250	\$ 2,294	
University Fee	85	89		85	89	
Library Fee	4	5		4	5	
Student Activity Fee ⁽¹⁾	7	7		7	7	
Capital Outlay Fee	n/a	n/a		28	30	
Pharmacy Technology Fee ⁽¹⁾	150	150		150	150	
Experiential Placement Fee ⁽¹⁾	193	193		193	193	
Total	<u>\$ 1,999</u>	<u>\$ 2,036</u>	\$ 37	<u>\$ 2,717</u>	<u>\$ 2,768</u>	\$ 51

⁽¹⁾ Per semester charge.

Virginia Commonwealth University
Typical Charges by School
School of Pharmacy
MCV Campus

	Resident			Nonresident		
	2019-2020	2020-2021	\$ Chg.	2019-2020	2020-2021	\$ Chg.
School of Pharmacy Fees						
Admission Deposit - PharmD	\$ 500	\$ 500	\$ -	\$ 1,000	\$ 1,000	\$ -
Technology Fee (in lieu of University Technology Fee)	\$ 300	\$ 300	\$ -	\$ 300	\$ 300	\$ -
INOVA Campus Fee (in lieu of the University Fee)	\$ 1,000	\$ 1,000	\$ -	\$ 1,000	\$ 1,000	\$ -
Experiential Placement Fee (full-time)	\$ 385	\$ 385	\$ -	\$ 385	\$ 385	\$ -
Experiential Placement Fee (part-time, per semester)	\$ 193	\$ 193	\$ -	\$ 193	\$ 193.00	\$ -
School of Pharmacy Student Government Fee	\$ 50	\$ 50	\$ -	\$ 50	\$ 50	\$ -
Application Fee	\$ 30	\$ 30	\$ -	\$ 30	\$ 30	\$ -

Virginia Commonwealth University
Miscellaneous Fees/Tuition

	Resident			Nonresident		
	2019-2020	2020-2021	\$ Chg.	2019-2020	2020-2021	\$ Chg.
Other Charges						
Miscellaneous Fees						
Undergraduate Application Fee	\$ 70	\$ 70	\$ -	\$ 70	\$ 70	\$ -
Graduate Application Fee	\$ 70	\$ 70	\$ -	\$ 70	\$ 70	\$ -
Undergraduate Tuition Deposit (New Students)	\$ 100	\$ 100	\$ -	\$ 100	\$ 100	\$ -
New Student Orientation Full Day Program	\$ 100	\$ 100	\$ -	\$ 100	\$ 100	\$ -
New Student Orientation Two Day Program	\$ 175	\$ 175	\$ -	\$ 175	\$ 175	\$ -
Installment Payment Plan Fee	\$ 25	\$ 25	\$ -	\$ 25	\$ 25	\$ -
Late Fee (on unpaid balances) ⁽²⁾	\$ 100	\$ 100	\$ -	\$ 100	\$ 100	\$ -
Student Transcript Fee (per request)	\$ 5	\$ 5	\$ -	\$ 5	\$ 5	\$ -
Credit by Examination ⁽³⁾	\$ 30	\$ 30	\$ -	\$ 30	\$ 30	\$ -
University College Pre-Health Sciences Advising						
Credential File Fee	\$ 20	\$ 20	\$ -	\$ 20	\$ 20	\$ -
Campus Learning Center						
Learning Support Fee (per semester) ⁽⁴⁾	\$ 45	\$ 45	\$ -	\$ 45	\$ 45	\$ -
Cooperative Education Fee						
Full-Time	\$ 70	\$ 70	\$ -	\$ 70	\$ 70	\$ -
Part-Time	\$ 35	\$ 35	\$ -	\$ 35	\$ 35	\$ -
On-Line Fee - Per Credit Hour ⁽⁵⁾	\$ 55	\$ 40	\$ (15)	\$ 55	\$ 40	\$ (15)
Life Sciences Lab Fees - Per Course						
ENVS 201, ENVZ 335	\$ 65	\$ 65	\$ -	\$ 65	\$ 65	\$ -
Honors College Fee (per semester)	\$ 75	\$ 75	\$ -	\$ 75	\$ 75	\$ -

⁽¹⁾ The President may waive the application fee for selected student groups. The School of the Arts is responsible for the application process due to the requirement of a portfolio and/or audition. \$25 will be retained by the School to cover costs of admission processing for the School's costs in administration, mailings and a toll free line.

⁽²⁾ \$100 or 10% of outstanding balance, whichever is less.

⁽³⁾ Per credit hour charge for undergraduate students who seek to receive course credit by examination.

⁽⁴⁾ Fee applies to freshmen, sophomores, and juniors in the fall, spring and summer semesters.

⁽⁵⁾ Fee is capped at 3 credit hours per semester.

Virginia Commonwealth University
Miscellaneous Fees/Tuition

	Resident			Nonresident		
	2019-2020	2020-2021	\$ Chg.	2019-2020	2020-2021	\$ Chg.

Other Charges

Miscellaneous Fees

Beyond Orientation ⁽¹⁾	\$	25	\$	25	\$	-	\$	25	\$	25	\$	-
-----------------------------------	----	----	----	----	----	---	----	----	----	----	----	---

⁽¹⁾ Total Course Cost

Course Overload Fee

Full-time graduate students are charged at the part-time per credit hour rate for each additional hour exceeding 15 credit hours per semester in which the student is enrolled.

See the schedule of part-time student charges for per credit hour rates. Students enrolled in overload courses are charged the additional per credit hour amount for tuition. The overload fee does not apply to students in first professional programs or other programs which specifically require the student to enroll in courses that exceed the applicable maximum number of credit hours.

Other Charges

In addition to the tuition and fee charges identified herein, the President or his designee(s) may set tuition and fee charges for courses offered by the University. These rates shall be consistent with the University's mission, the overall tuition and fee schedule, and State requirements.

**Virginia Commonwealth University
Student Housing Rates**

	<u>2019-2020 Room Rate</u>	<u>2020-21 Room Rate</u>	<u>Increase from 2019-20⁽¹⁾</u>
<u>Monroe Park Campus:</u>			
<i>Rhoads</i>			
Triple (3 occupants)	\$ 6,055	\$ 6,297	\$ 242
Double	\$ 6,555	\$ 6,817	\$ 262
<i>Johnson Hall</i>			
Triple (3 occupants)	\$ 6,055	\$ 6,297	\$ 242
Double	\$ 6,555	\$ 6,817	\$ 262
Single-Small	\$ 7,245	\$ 7,535	\$ 290
<i>Gladding, Phase III</i>			
Double	\$ 7,734	\$ 8,043	\$ 309
Single (2 bedroom)	\$ 8,171	\$ 8,498	\$ 327
Single (4 bedroom)	\$ 8,171	\$ 8,498	\$ 327
<i>Brandt Hall</i>			
Double	\$ 7,734	\$ 8,043	\$ 309
<i>Honors College</i>			
	\$ 8,651	\$ 8,997	\$ 346
<i>Cary & Belvidere Apartments (9 month)</i>			
Single (2 bedroom)	\$ 8,999	\$ 9,269	\$ 270
Single (4 bedroom)	\$ 7,415	\$ 7,637	\$ 222
<i>Ackell Residence Center (12 month)</i>			
Single (2 bedroom)	\$ 10,029	\$ 10,330	\$ 301
Single (4 bedroom)	\$ 8,445	\$ 8,698	\$ 253
<i>West Grace Street South Apartments (12 month)</i>			
Single (4 bedroom)	\$ 8,445	\$ 8,698	\$ 253
Double (2 bedroom)	\$ 7,796	\$ 8,030	\$ 234
<i>West Grace Street South Apartments (9 month)</i>			
Double (2 bedroom)	\$ 7,734	\$ 8,043	\$ 309
<i>West Grace Street North Apartments (12 month)</i>			
Single (Efficiency)	\$ 11,209	\$ 11,545	\$ 336
Single (1 bedroom)	\$ 11,209	\$ 11,545	\$ 336
Single (2 bedroom)	\$ 10,029	\$ 10,330	\$ 301
Single (4 bedroom)	\$ 8,445	\$ 8,698	\$ 253
Double (2 bedroom)	\$ 7,796	\$ 8,030	\$ 234
<i>Grace & Broad Street Apartments (12 month)</i>			
Single (4 bedroom)	\$ 8,445	\$ 8,698	\$ 253

(1) Rate adjustments reflect strategic adjustments based upon several factors, including: similar pricing for same amenities and style of facility, maintaining competitive pricing with off-campus local private developments, and an overall commitment to providing affordable housing for students to retain residency on-campus from first-year to second-year.

*A single student occupying a double space in specific residence halls will have the option to pay an additional \$1,000 per semester.

**Virginia Commonwealth University
Student Housing Rates**

	<u>2019-2020 Room Rate</u>	<u>2020-21 Room Rate</u>	<u>Increase from 2019-20⁽¹⁾</u>
<u>Other Housing Rates</u>			
<i>Broad & Belvidere Apartments (12 month)</i>			
Single (1 bedroom)	\$ 11,209	\$ 11,545	\$ 336
Single (2 bedroom)	\$ 10,029	\$ 10,330	\$ 301
Single (3 bedroom)	\$ 9,065	\$ 9,337	\$ 272
Single (4 bedroom)	\$ 8,708	\$ 8,969	\$ 261
<i>Broad & Belvidere Apartments (9 month)</i>			
Single (2 bedroom)	\$ 8,999	\$ 9,269	\$ 270
Single (4 bedroom)	\$ 7,415	\$ 7,637	\$ 222
<i>Gladding Residence Center (9 month)</i>			
Double	\$ 6,555	\$ 6,817	\$ 262
Semi Suite	\$ 7,734	\$ 8,043	\$ 309

(1) Rate adjustments reflect a move from historical rate increases to strategic increases based on several factors, including: similar pricing for same amenities and style of facility, increasing competitive pricing of new local private developments, and overall commitment to lowering costs for students to retain residency on campus from first year to second year.

Virginia Commonwealth University
Dining Plan Rates Per Semester

			2020-2021	
	2018-2019	2019-2020	Rate Increases	\$ Chg.
			Rates	
300 Swipes w/ \$100 per semester ⁽¹⁾	\$ 2,290	\$ 2,425	\$ 2,560	\$ 135
250 Swipes w/ \$300 per semester ⁽¹⁾	\$ 2,220	\$ 2,335	\$ 2,450	\$ 115
250 Swipes w/ \$175 per semester ⁽¹⁾	\$ 2,095	\$ 2,210	\$ 2,325	\$ 115
200 Swipes w/ \$300 per semester ⁽¹⁾	\$ 2,032	\$ 2,134	\$ 2,240	\$ 106
200 Swipes w/ \$150 per semester ⁽¹⁾	\$ 1,882	\$ 1,984	\$ 2,090	\$ 106
150 Swipes w/ \$105 per semester	\$ 1,422	\$ 1,500	\$ 1,575	\$ 75
140 Swipes w/ \$300 per semester (RA's Only)	\$ 1,469	\$ 1,560	\$ 1,658	\$ 98
100 Swipes w/ \$75 per semester	\$ 961	\$ 1,015	\$ 1,065	\$ 50
50 Swipes w/ \$75 per semester	\$ 561	\$ 595	\$ 625	\$ 30
25 Swipes w/ \$75 per semester	\$ 320	\$ 335	\$ 350	\$ 15
5 Swipes w/ \$160 per semester	\$ 209	\$ 212	\$ 215	\$ 3

⁽¹⁾ All students residing in University Housing, other than residential assistants or VCU apartment residents, are required to purchase a residential dining plan. Residential dining plans are indicated above with a (1).

Virginia Commonwealth University
Parking Rates Per Semester

			2020-2021	
	2018-2019	2019-2020	Rate Increases	\$ Chg.
Student Rates Per Semester				
Monroe Park Campus				
Student Commuters- Per Semester	\$222.00	\$232.00	\$238.00	\$6.00
Student Residential - 6 Months	\$385.50	\$403.00	\$413.00	\$10.00
MCV Campus				
Student Commuters - On-Campus Facilities	\$222.00	\$232.00	\$238.00	\$6.00
Student Commuters - Off-campus lots	\$175.50	\$183.00	\$187.00	\$4.00
MCV Campus - Advance Start Program (Note 1)				
Student Commuters - On-Campus Facilities	\$268.50	\$280.00	\$287.00	\$7.00
Student Commuters - Off-campus lots	\$206.00	\$215.00	\$220.00	\$5.00
Summer Permit Rates (Note 2)				
Monthly	\$63.00	\$66.00	\$67.00	\$1.00
Weekly	\$15.50	\$16.00	\$17.00	\$1.00
Evening Student Permits				
<i>All Facilities - 3:30 pm to 2:00 am</i>	\$45.50	\$47.00	\$48.00	\$1.00
Daily Rates - All Facilities	\$16.00	\$16.00	\$17.00	\$1.00
Hourly Rates				
<i>1 Hour or part thereof</i>	\$2.00	\$2.00	\$2.00	\$0.00
<i>2 Hours or part thereof</i>	\$4.00	\$4.00	\$4.00	\$0.00
<i>3 Hours or part thereof</i>	\$6.00	\$6.00	\$6.00	\$0.00
<i>4 Hours or part thereof</i>	\$8.00	\$8.00	\$8.00	\$0.00
<i>5 Hours or part thereof</i>	\$10.00	\$10.00	\$10.00	\$0.00
<i>6 Hours or part thereof</i>	\$12.00	\$12.00	\$12.00	\$0.00
<i>7 Hours or part thereof</i>	\$14.00	\$14.00	\$14.00	\$0.00
<i>8 Hours or part thereof</i>	\$16.00	\$16.00	\$16.00	\$0.00
Maximum Daily	\$16.00	\$16.00	\$16.00	\$0.00

⁽¹⁾ Advance Start Program rate has been adjusted to include two additional weeks of parking.

⁽²⁾ Summer permit rates are tailored for individual programs and are based on the weekly/monthly permit rate.

VCU Budget and Tuition Open Comment Form

VCU officials have presented the proposed fiscal year 2020-2021 (July 1, 2020 thru June 30, 2021) budget plan to the Board of Visitors. The board reviewed tuition projections for 2020-2021 academic year, ranging from no increase to 6 percent. The board is considering the administration's recommendation of no tuition increase.

The recommendation calls for undergraduate tuition to remain at \$12,094 for Virginia residents and at \$32,742 for non-residents. The recommendation for total mandatory fees is an increase of \$102 from \$2,502 to \$2,604 for residents and \$132 an increase from \$3,162 to \$3,306 for nonresidents.

More specific details about the FY2021 (July 1, 2020 thru June 30, 2021) tuition and fee rates can be found by cutting and pasting the following link into your browser:

<https://president.vcu.edu/media/president/assets/pdfs/presentations/PublicNoticeofRates-4-6withnarrationchrisfinal.pptx>

If you need assistance accessing the presentation, please contact David Allen, director, Office of Budget and Resource Analysis, at dwallen@vcu.edu.

The board invites public input through this portal. The Board of Visitors will vote on the proposed budget at its May 8 meeting. Details for the meeting can be found by cutting and pasting the following link into your browser: <https://president.vcu.edu/board/meetings/>

Please submit comments by 5 p.m. on Friday, April 24 to ensure adequate time for board consideration.

Your name *

Levi Walter

Affiliation with VCU *

☐ Student☐ Faculty☒ Staff☒ Alumnus/ae☐ Parent or family member☐ Other:

Please provide the VCU Board of Visitors with feedback about the 2020-2021 Budget and Tuition proposal. *

We are at a critical point of conserving the trust of our students and the surrounding community. As much as the university is doing on the forefront (COVID-19 emergency grants, providing refunds, pass/fail option etc.) we would be gut-punching our students by raising their tuition. In one scenario, this crisis may have altered graduation plans and an additional fee on top of having to return another semester is outrageous (as a principle). Especially considering we have made two huge graduation changes [from the perspective of College of Humanities & Sciences] in two years AND the university had the very public incident (and following misinformation storm) at the Honors College, we need to be careful. We already have issues with retaining students and I think if we are able to say we're holding off on tuition for TWO YEARS STRAIGHT, we'd be in a better position of trust.

.....

What's 7+3? (This is to validate your submission.) *

10

This form was created inside of Virginia Commonwealth University.

Google Forms

VCU Budget and Tuition Open Comment Form

VCU officials have presented the proposed fiscal year 2020-2021 (July 1, 2020 thru June 30, 2021) budget plan to the Board of Visitors. The board reviewed tuition projections for 2020-2021 academic year, ranging from no increase to 6 percent. The board is considering the administration's recommendation of no tuition increase.

The recommendation calls for undergraduate tuition to remain at \$12,094 for Virginia residents and at \$32,742 for non-residents. The recommendation for total mandatory fees is an increase of \$102 from \$2,502 to \$2,604 for residents and \$132 an increase from \$3,162 to \$3,306 for nonresidents.

More specific details about the FY2021 (July 1, 2020 thru June 30, 2021) tuition and fee rates can be found by cutting and pasting the following link into your browser:

<https://president.vcu.edu/media/president/assets/pdfs/presentations/PublicNoticeofRates-4-6withnarrationchrisfinal.pptx>

If you need assistance accessing the presentation, please contact David Allen, director, Office of Budget and Resource Analysis, at dwallen@vcu.edu.

The board invites public input through this portal. The Board of Visitors will vote on the proposed budget at its May 8 meeting. Details for the meeting can be found by cutting and pasting the following link into your browser: <https://president.vcu.edu/board/meetings/>

Please submit comments by 5 p.m. on Friday, April 24 to ensure adequate time for board consideration.

Your name *

unknown

Affiliation with VCU *

☐ Student☐ Faculty☒ Staff☐ Alumnus/ae☐ Parent or family member☐ Other:

Please provide the VCU Board of Visitors with feedback about the 2020-2021 Budget and Tuition proposal. *

If the university budget is in danger, Rao should take a paycut for FY 2020-2021 in order to keep costs low, while making up for deficit

.....

What's 7+3? (This is to validate your submission.) *

10

.....

This form was created inside of Virginia Commonwealth University.

Google Forms

VCU Budget and Tuition Open Comment Form

VCU officials have presented the proposed fiscal year 2020-2021 (July 1, 2020 thru June 30, 2021) budget plan to the Board of Visitors. The board reviewed tuition projections for 2020-2021 academic year, ranging from no increase to 6 percent. The board is considering the administration's recommendation of no tuition increase.

The recommendation calls for undergraduate tuition to remain at \$12,094 for Virginia residents and at \$32,742 for non-residents. The recommendation for total mandatory fees is an increase of \$102 from \$2,502 to \$2,604 for residents and \$132 an increase from \$3,162 to \$3,306 for nonresidents.

More specific details about the FY2021 (July 1, 2020 thru June 30, 2021) tuition and fee rates can be found by cutting and pasting the following link into your browser:

<https://president.vcu.edu/media/president/assets/pdfs/presentations/PublicNoticeofRates-4-6withnarrationchrisfinal.pptx>

If you need assistance accessing the presentation, please contact David Allen, director, Office of Budget and Resource Analysis, at dwallen@vcu.edu.

The board invites public input through this portal. The Board of Visitors will vote on the proposed budget at its May 8 meeting. Details for the meeting can be found by cutting and pasting the following link into your browser: <https://president.vcu.edu/board/meetings/>

Please submit comments by 5 p.m. on Friday, April 24 to ensure adequate time for board consideration.

Your name *

Courtney

Affiliation with VCU *

☒ Student☐ Faculty☐ Staff☐ Alumnus/ae☐ Parent or family member☐ Other:

Please provide the VCU Board of Visitors with feedback about the 2020-2021 Budget and Tuition proposal. *

I think it is absolutely absurd that in a time like this, when folks aren't sure how they can feed their family, house themselves, or afford healthcare, that VCU would consider ANY increase in tuition or fees. It is already a privileged experience to attend higher education, and VCU is only increasing that level of privilege by continuing to increase the cost of attendance. It is fully socially unjust, as not only are populations who are normally vulnerable increasingly more vulnerable during this pandemic, but those who live on the cusp are increasingly vulnerable as well. It is shameful to seek any additional funds from students and instead, VCU should look at excess spending and other cost-saving measures to ensure students are not impacted. Otherwise, there may be a decrease in attendance as I, for one, will have to seriously consider whether I truly want an education from an institution who acts in this manner during, or immediately following, a global pandemic.

What's 7+3? (This is to validate your submission.) *

10

This form was created inside of Virginia Commonwealth University.

Google Forms

VCU Budget and Tuition Open Comment Form

VCU officials have presented the proposed fiscal year 2020-2021 (July 1, 2020 thru June 30, 2021) budget plan to the Board of Visitors. The board reviewed tuition projections for 2020-2021 academic year, ranging from no increase to 6 percent. The board is considering the administration's recommendation of no tuition increase.

The recommendation calls for undergraduate tuition to remain at \$12,094 for Virginia residents and at \$32,742 for non-residents. The recommendation for total mandatory fees is an increase of \$102 from \$2,502 to \$2,604 for residents and \$132 an increase from \$3,162 to \$3,306 for nonresidents.

More specific details about the FY2021 (July 1, 2020 thru June 30, 2021) tuition and fee rates can be found by cutting and pasting the following link into your browser:

<https://president.vcu.edu/media/president/assets/pdfs/presentations/PublicNoticeofRates-4-6withnarrationchrisfinal.pptx>

If you need assistance accessing the presentation, please contact David Allen, director, Office of Budget and Resource Analysis, at dwallen@vcu.edu.

The board invites public input through this portal. The Board of Visitors will vote on the proposed budget at its May 8 meeting. Details for the meeting can be found by cutting and pasting the following link into your browser: <https://president.vcu.edu/board/meetings/>

Please submit comments by 5 p.m. on Friday, April 24 to ensure adequate time for board consideration.

Your name *

Tanisha Davis

Affiliation with VCU *



Student



Faculty



Staff



Alumnus/ae



Parent or family member



Other:

Please provide the VCU Board of Visitors with feedback about the 2020-2021 Budget and Tuition proposal. *

I don't, nor do my fellow rising Freshman class believe a raise in tuition is beneficial for students attending VCU

What's 7+3? (This is to validate your submission.) *

10

This form was created inside of Virginia Commonwealth University.

Google Forms

VCU Budget and Tuition Open Comment Form

VCU officials have presented the proposed fiscal year 2020-2021 (July 1, 2020 thru June 30, 2021) budget plan to the Board of Visitors. The board reviewed tuition projections for 2020-2021 academic year, ranging from no increase to 6 percent. The board is considering the administration's recommendation of no tuition increase.

The recommendation calls for undergraduate tuition to remain at \$12,094 for Virginia residents and at \$32,742 for non-residents. The recommendation for total mandatory fees is an increase of \$102 from \$2,502 to \$2,604 for residents and \$132 an increase from \$3,162 to \$3,306 for nonresidents.

More specific details about the FY2021 (July 1, 2020 thru June 30, 2021) tuition and fee rates can be found by cutting and pasting the following link into your browser:

<https://president.vcu.edu/media/president/assets/pdfs/presentations/PublicNoticeofRates-4-6withnarrationchrisfinal.pptx>

If you need assistance accessing the presentation, please contact David Allen, director, Office of Budget and Resource Analysis, at dwallen@vcu.edu.

The board invites public input through this portal. The Board of Visitors will vote on the proposed budget at its May 8 meeting. Details for the meeting can be found by cutting and pasting the following link into your browser: <https://president.vcu.edu/board/meetings/>

Please submit comments by 5 p.m. on Friday, April 24 to ensure adequate time for board consideration.

Your name *

Samantha Kapoutsos

Affiliation with VCU *



Student



Faculty



Staff



Alumnus/ae



Parent or family member



Other:

Please provide the VCU Board of Visitors with feedback about the 2020-2021 Budget and Tuition proposal. *

I'm a doctoral student in VCU's occupational therapy program. Our tuition is around \$22,000-\$25,000 per year. It should be noted that the tuition numbers in the powerpoint (slide 13) to be presented at the BOV meeting are incorrect, as it has it listed that doctoral student tuition is only around \$10,000. Additionally, occupational therapy, physical therapy, gerontology, and other healthcare profession tuition statements are not specifically mentioned in the powerpoint. It's imperative all professions are represented and discussed to understand the impact a tuition increase will have on all graduate students from different programs. For occupational therapy, a tuition increase of 6% would cost me about \$1400-1500 per year more. It's worth noting graduate students do not get financial aid or any type of assistance as it is, unlike undergraduate students, so an increase in tuition can be incredibly burdensome to many students. Especially for those of us in healthcare programs, we are required to be in school for a certain amount of time and to complete these programs in order to enter the healthcare field; we have no choice but to pay the tuition to become essential healthcare professionals. It would be unsettling to pay a tuition increase and have no control over that. VCU students should not be responsible for any financial burden the COVID-19 pandemic has put on the university, especially considering the labs/fieldwork experiences that we are missing out on (that we pay for) during this time as the programs have switched to online-format. Many students did not get to complete their clinicals and instead were given desk work, with no promise of being able to finish out those hours/experiences. We are already forced to sacrifice much of the education we are paying for, and we absolutely should not be forced to pay an increase in tuition as a result of COVID-19. Furthermore, students planning to graduate this semester no longer get to have a graduation; how much money did that save VCU? Students are not getting any type of tuition/fee refund despite no longer having the same access to certain resources that we pay for (the gym, library, student health, etc.). This seems like an issue of improper fund allocation that is going to fall on the students. It's absurd VCU could even consider making this the responsibility of the students. Please consider other ways of making up any funds lost as a result of COVID-19 as those loss of funds are irrelevant to the students and should not be the students' responsibility to cover, especially considering the decrease in quality of education/resources the students have had to accept for this semester.

What's 7+3? (This is to validate your submission.) *

10

This form was created inside of Virginia Commonwealth University.

Google Forms

VCU Budget and Tuition Open Comment Form

VCU officials have presented the proposed fiscal year 2020-2021 (July 1, 2020 thru June 30, 2021) budget plan to the Board of Visitors. The board reviewed tuition projections for 2020-2021 academic year, ranging from no increase to 6 percent. The board is considering the administration's recommendation of no tuition increase.

The recommendation calls for undergraduate tuition to remain at \$12,094 for Virginia residents and at \$32,742 for non-residents. The recommendation for total mandatory fees is an increase of \$102 from \$2,502 to \$2,604 for residents and \$132 an increase from \$3,162 to \$3,306 for nonresidents.

More specific details about the FY2021 (July 1, 2020 thru June 30, 2021) tuition and fee rates can be found by cutting and pasting the following link into your browser:

<https://president.vcu.edu/media/president/assets/pdfs/presentations/PublicNoticeofRates-4-6withnarrationchrisfinal.pptx>

If you need assistance accessing the presentation, please contact David Allen, director, Office of Budget and Resource Analysis, at dwallen@vcu.edu.

The board invites public input through this portal. The Board of Visitors will vote on the proposed budget at its May 8 meeting. Details for the meeting can be found by cutting and pasting the following link into your browser: <https://president.vcu.edu/board/meetings/>

Please submit comments by 5 p.m. on Friday, April 24 to ensure adequate time for board consideration.

Your name *

Dr. Bethany M. (bee) Coston

Affiliation with VCU *

☐ Student☒ Faculty☐ Staff☐ Alumnus/ae☒ Parent or family member☐ Other:

Please provide the VCU Board of Visitors with feedback about the 2020-2021 Budget and Tuition proposal. *

Please do not raise tuition for students during the COVID-19 pandemic. With courses very likely being online during Fall 2020, and most students being concerned with taking online courses, it would be unfair and unreasonable to charge more. VCU already charges some of the highest tuition. We already struggle to be believably a "college for all." I went to a private liberal arts college and paid less in tuition and fees than VCU is currently charging (this was a decade ago, but even still). Please choose humanity over profit--especially when choosing profit didn't work and hasn't worked and CHS was in a fiscal crisis before COVID even began.

.....

What's 7+3? (This is to validate your submission.) *

10

This form was created inside of Virginia Commonwealth University.

Google Forms

VCU Budget and Tuition Open Comment Form

VCU officials have presented the proposed fiscal year 2020-2021 (July 1, 2020 thru June 30, 2021) budget plan to the Board of Visitors. The board reviewed tuition projections for 2020-2021 academic year, ranging from no increase to 6 percent. The board is considering the administration's recommendation of no tuition increase.

The recommendation calls for undergraduate tuition to remain at \$12,094 for Virginia residents and at \$32,742 for non-residents. The recommendation for total mandatory fees is an increase of \$102 from \$2,502 to \$2,604 for residents and \$132 an increase from \$3,162 to \$3,306 for nonresidents.

More specific details about the FY2021 (July 1, 2020 thru June 30, 2021) tuition and fee rates can be found by cutting and pasting the following link into your browser:

<https://president.vcu.edu/media/president/assets/pdfs/presentations/PublicNoticeofRates-4-6withnarrationchrisfinal.pptx>

If you need assistance accessing the presentation, please contact David Allen, director, Office of Budget and Resource Analysis, at dwallen@vcu.edu.

The board invites public input through this portal. The Board of Visitors will vote on the proposed budget at its May 8 meeting. Details for the meeting can be found by cutting and pasting the following link into your browser: <https://president.vcu.edu/board/meetings/>

Please submit comments by 5 p.m. on Friday, April 24 to ensure adequate time for board consideration.

Your name *

Josie Binkley

Affiliation with VCU *

☒ Student☐ Faculty☐ Staff☐ Alumnus/ae☐ Parent or family member☐ Other:

Please provide the VCU Board of Visitors with feedback about the 2020-2021 Budget and Tuition proposal. *

Do not increase tuition costs please. My mother is now unemployed because of coronavirus and past financial aid relied on me paying out of my own pocket. I can't afford to go to VCU if tuition increases. I will be the first in my family to graduate college and I don't want the financial strain to hold me back from earning a 4 year degree from a reputable institution like VCU. Please think about the students with unemployed parents, please think about the students who pay tuition for themselves and lost their jobs from the pandemic, please think about the students who will need to drop out because they can no longer afford classes.

.....

What's 7+3? (This is to validate your submission.) *

10

This form was created inside of Virginia Commonwealth University.

Google Forms

VCU Budget and Tuition Open Comment Form

VCU officials have presented the proposed fiscal year 2020-2021 (July 1, 2020 thru June 30, 2021) budget plan to the Board of Visitors. The board reviewed tuition projections for 2020-2021 academic year, ranging from no increase to 6 percent. The board is considering the administration's recommendation of no tuition increase.

The recommendation calls for undergraduate tuition to remain at \$12,094 for Virginia residents and at \$32,742 for non-residents. The recommendation for total mandatory fees is an increase of \$102 from \$2,502 to \$2,604 for residents and \$132 an increase from \$3,162 to \$3,306 for nonresidents.

More specific details about the FY2021 (July 1, 2020 thru June 30, 2021) tuition and fee rates can be found by cutting and pasting the following link into your browser:

<https://president.vcu.edu/media/president/assets/pdfs/presentations/PublicNoticeofRates-4-6withnarrationchrisfinal.pptx>

If you need assistance accessing the presentation, please contact David Allen, director, Office of Budget and Resource Analysis, at dwallen@vcu.edu.

The board invites public input through this portal. The Board of Visitors will vote on the proposed budget at its May 8 meeting. Details for the meeting can be found by cutting and pasting the following link into your browser: <https://president.vcu.edu/board/meetings/>

Please submit comments by 5 p.m. on Friday, April 24 to ensure adequate time for board consideration.

Your name *

Emily

Affiliation with VCU *



Student



Faculty



Staff



Alumnus/ae



Parent or family member



Other:

Please provide the VCU Board of Visitors with feedback about the 2020-2021 Budget and Tuition proposal. *

N0! Freeze tuition!! So many people are struggling to make ends meet already!

What's 7+3? (This is to validate your submission.) *

10

This form was created inside of Virginia Commonwealth University.

Google Forms

VCU Budget and Tuition Open Comment Form

VCU officials have presented the proposed fiscal year 2020-2021 (July 1, 2020 thru June 30, 2021) budget plan to the Board of Visitors. The board reviewed tuition projections for 2020-2021 academic year, ranging from no increase to 6 percent. The board is considering the administration's recommendation of no tuition increase.

The recommendation calls for undergraduate tuition to remain at \$12,094 for Virginia residents and at \$32,742 for non-residents. The recommendation for total mandatory fees is an increase of \$102 from \$2,502 to \$2,604 for residents and \$132 an increase from \$3,162 to \$3,306 for nonresidents.

More specific details about the FY2021 (July 1, 2020 thru June 30, 2021) tuition and fee rates can be found by cutting and pasting the following link into your browser:

<https://president.vcu.edu/media/president/assets/pdfs/presentations/PublicNoticeofRates-4-6withnarrationchrisfinal.pptx>

If you need assistance accessing the presentation, please contact David Allen, director, Office of Budget and Resource Analysis, at dwallen@vcu.edu.

The board invites public input through this portal. The Board of Visitors will vote on the proposed budget at its May 8 meeting. Details for the meeting can be found by cutting and pasting the following link into your browser: <https://president.vcu.edu/board/meetings/>

Please submit comments by 5 p.m. on Friday, April 24 to ensure adequate time for board consideration.

Your name *

Attira Perry

Affiliation with VCU *



Student



Faculty



Staff



Alumnus/ae



Parent or family member



Other:

Please provide the VCU Board of Visitors with feedback about the 2020-2021 Budget and Tuition proposal. *

I, and many other students, cannot afford a tuition increase.

What's 7+3? (This is to validate your submission.) *

10

This form was created inside of Virginia Commonwealth University.

Google Forms

VCU Budget and Tuition Open Comment Form

VCU officials have presented the proposed fiscal year 2020-2021 (July 1, 2020 thru June 30, 2021) budget plan to the Board of Visitors. The board reviewed tuition projections for 2020-2021 academic year, ranging from no increase to 6 percent. The board is considering the administration's recommendation of no tuition increase.

The recommendation calls for undergraduate tuition to remain at \$12,094 for Virginia residents and at \$32,742 for non-residents. The recommendation for total mandatory fees is an increase of \$102 from \$2,502 to \$2,604 for residents and \$132 an increase from \$3,162 to \$3,306 for nonresidents.

More specific details about the FY2021 (July 1, 2020 thru June 30, 2021) tuition and fee rates can be found by cutting and pasting the following link into your browser:

<https://president.vcu.edu/media/president/assets/pdfs/presentations/PublicNoticeofRates-4-6withnarrationchrisfinal.pptx>

If you need assistance accessing the presentation, please contact David Allen, director, Office of Budget and Resource Analysis, at dwallen@vcu.edu.

The board invites public input through this portal. The Board of Visitors will vote on the proposed budget at its May 8 meeting. Details for the meeting can be found by cutting and pasting the following link into your browser: <https://president.vcu.edu/board/meetings/>

Please submit comments by 5 p.m. on Friday, April 24 to ensure adequate time for board consideration.

Your name *

Amanda McRacken

Affiliation with VCU *

☒ Student☐ Faculty☐ Staff☐ Alumnus/ae☐ Parent or family member☐ Other:

Please provide the VCU Board of Visitors with feedback about the 2020-2021 Budget and Tuition proposal. *

Considering anything besides leaving tuition and fees at the already inflated level that they are is absolutely ridiculous. Right now, many VCU students who support themselves through part-time or full-time employment are unemployed and already struggling financially. VCU should be ashamed at the thought of prioritizing making money over lessening financial burdens for students. A large portion of VCU's budget, paid for by money from undergraduate students, is allocated to things that do not benefit the education or lives of students but are done to make VCU appear more desirable in the name of profit over students' well-being. It would be much more humane to adjust the budgets for flashy building renovations or research rather than exploiting already in-debt students any more than is necessary. Please try to be humans and care about the humanity and survival of the students that comprise this university rather than worrying about the university getting richer. Now is not the time to make students' lives harder, we have enough going on due to the circumstances of this semester and our world right now.

.....

What's 7+3? (This is to validate your submission.) *

10

This form was created inside of Virginia Commonwealth University.

Google Forms

VCU Budget and Tuition Open Comment Form

VCU officials have presented the proposed fiscal year 2020-2021 (July 1, 2020 thru June 30, 2021) budget plan to the Board of Visitors. The board reviewed tuition projections for 2020-2021 academic year, ranging from no increase to 6 percent. The board is considering the administration's recommendation of no tuition increase.

The recommendation calls for undergraduate tuition to remain at \$12,094 for Virginia residents and at \$32,742 for non-residents. The recommendation for total mandatory fees is an increase of \$102 from \$2,502 to \$2,604 for residents and \$132 an increase from \$3,162 to \$3,306 for nonresidents.

More specific details about the FY2021 (July 1, 2020 thru June 30, 2021) tuition and fee rates can be found by cutting and pasting the following link into your browser:

<https://president.vcu.edu/media/president/assets/pdfs/presentations/PublicNoticeofRates-4-6withnarrationchrisfinal.pptx>

If you need assistance accessing the presentation, please contact David Allen, director, Office of Budget and Resource Analysis, at dwallen@vcu.edu.

The board invites public input through this portal. The Board of Visitors will vote on the proposed budget at its May 8 meeting. Details for the meeting can be found by cutting and pasting the following link into your browser: <https://president.vcu.edu/board/meetings/>

Please submit comments by 5 p.m. on Friday, April 24 to ensure adequate time for board consideration.

Your name *

Brittany Casstevens

Affiliation with VCU *

☒ Student☐ Faculty☐ Staff☐ Alumnus/ae☐ Parent or family member☐ Other:

Please provide the VCU Board of Visitors with feedback about the 2020-2021 Budget and Tuition proposal. *

I am really hoping tuition does not increase. I am a current student, however I left on maternity leave. In 2018 I was encouraged to take summer school courses and informed my financial aid would cover it. It did not cover it though and due to having to come up with an additional \$3k after having a newborn and working, I haven't been able to attend classes since. Tuition is already difficult for the average person to be able to afford. I am a full-time Realtor and can vouch for my Buyers and Sellers who all tell me often they would go back to school if they could afford to.

Increasing tuition in an urban area where primarily your students are in-state and local to RICHMOND is not going to assist the majority with their student needs. I understand an increase may bring more benefits to campus and pay for employees, however if you keep pricing upward on the tuition costs the very people you aim to target will no longer be your demographic.

Pell Grants are not always accessible and I can imagine with Covid-19 maybe not right away but that fund pool will take a hit. We should be helping our economy and encouraging more people to find other trades and careers. Not discouraging them with yet another huge bill.

.....

What's 7+3? (This is to validate your submission.) *

10

This form was created inside of Virginia Commonwealth University.

Google Forms

VCU Budget and Tuition Open Comment Form

VCU officials have presented the proposed fiscal year 2020-2021 (July 1, 2020 thru June 30, 2021) budget plan to the Board of Visitors. The board reviewed tuition projections for 2020-2021 academic year, ranging from no increase to 6 percent. The board is considering the administration's recommendation of no tuition increase.

The recommendation calls for undergraduate tuition to remain at \$12,094 for Virginia residents and at \$32,742 for non-residents. The recommendation for total mandatory fees is an increase of \$102 from \$2,502 to \$2,604 for residents and \$132 an increase from \$3,162 to \$3,306 for nonresidents.

More specific details about the FY2021 (July 1, 2020 thru June 30, 2021) tuition and fee rates can be found by cutting and pasting the following link into your browser:

<https://president.vcu.edu/media/president/assets/pdfs/presentations/PublicNoticeofRates-4-6withnarrationchrisfinal.pptx>

If you need assistance accessing the presentation, please contact David Allen, director, Office of Budget and Resource Analysis, at dwallen@vcu.edu.

The board invites public input through this portal. The Board of Visitors will vote on the proposed budget at its May 8 meeting. Details for the meeting can be found by cutting and pasting the following link into your browser: <https://president.vcu.edu/board/meetings/>

Please submit comments by 5 p.m. on Friday, April 24 to ensure adequate time for board consideration.

Your name *

Ashley Parra

Affiliation with VCU *

☒ Student☐ Faculty☐ Staff☐ Alumnus/ae☐ Parent or family member☐ Other:

Please provide the VCU Board of Visitors with feedback about the 2020-2021 Budget and Tuition proposal. *

Due to the GLOBAL current circumstances, budget costs for the year 2020 -2021 at VCU should be lowered at all costs. Students, Families, Faculty & staff are involved in this detrimental period that is already causing a great amount of stress. Lowering tuition could cast some light upon this unexpected outbreak and give the VCU population the support they deserve.

.....

What's 7+3? (This is to validate your submission.) *

10

This form was created inside of Virginia Commonwealth University.

Google Forms

VCU Budget and Tuition Open Comment Form

VCU officials have presented the proposed fiscal year 2020-2021 (July 1, 2020 thru June 30, 2021) budget plan to the Board of Visitors. The board reviewed tuition projections for 2020-2021 academic year, ranging from no increase to 6 percent. The board is considering the administration's recommendation of no tuition increase.

The recommendation calls for undergraduate tuition to remain at \$12,094 for Virginia residents and at \$32,742 for non-residents. The recommendation for total mandatory fees is an increase of \$102 from \$2,502 to \$2,604 for residents and \$132 an increase from \$3,162 to \$3,306 for nonresidents.

More specific details about the FY2021 (July 1, 2020 thru June 30, 2021) tuition and fee rates can be found by cutting and pasting the following link into your browser:

<https://president.vcu.edu/media/president/assets/pdfs/presentations/PublicNoticeofRates-4-6withnarrationchrisfinal.pptx>

If you need assistance accessing the presentation, please contact David Allen, director, Office of Budget and Resource Analysis, at dwallen@vcu.edu.

The board invites public input through this portal. The Board of Visitors will vote on the proposed budget at its May 8 meeting. Details for the meeting can be found by cutting and pasting the following link into your browser: <https://president.vcu.edu/board/meetings/>

Please submit comments by 5 p.m. on Friday, April 24 to ensure adequate time for board consideration.

Your name *

Chandler Wilson

Affiliation with VCU *

☒ Student☐ Faculty☐ Staff☐ Alumnus/ae☐ Parent or family member☐ Other:

Please provide the VCU Board of Visitors with feedback about the 2020-2021 Budget and Tuition proposal. *

I believe that a tuition freeze for the 2020-2021 academic year will be incredibly helpful for students to continue pursuing their educational goals. Many students, myself included, have worked in already low-wage jobs throughout our academic career just to help us get by. We have been greatly financially impacted through loss of employment and loss of hours during the COVID-19 pandemic. The VCU community has shown phenomenal resilience during these trying times. We have worked together during these past few months to help support the most vulnerable members of our community. Please take this time to offer your support to the most vulnerable members of our community now and freeze tuition.

.....

What's 7+3? (This is to validate your submission.) *

10

This form was created inside of Virginia Commonwealth University.

Google Forms



Virginia Commonwealth University
Board of Visitors
May 8, 2020



- I. VCIMCO Update**
- II. Market Review
- III. Investment Activity
- IV. Investment Outlook



VCIMCO's total AUM is approximately \$1.4B as of March 31, 2020

- VCIMCO manages approximately \$1,046M of endowment and quasi-endowment assets from affiliated VCU entities

	AUM (\$)	AUM (%)
– VCU Health System	\$749M	53.6%
– VCU Quasi	\$79M	5.6%
– VCU Central Bank	\$4M	0.3%
– VCU Glasgow	\$40M	2.9%
– VCU Foundation	\$73M	5.2%
– VCU College of Engineering Foundation	\$62M	4.4%
– VCU School of Business Foundation	\$39M	2.8%
– Community Memorial Hospital Foundation	\$0.1M	
– The Gear Endowment	\$0.1M	

- VCIMCO also manages approximately \$351M of other short-term assets

– VCU (Short Term)	\$241M	17.2%
– VCU Health System	\$110M	7.9%



- I. VCIMCO Update
- II. Market Review**
- III. Investment Activity
- IV. Investment Outlook



Market Review

Equity and Fixed Income		% Change					
Index	MTD	FYTD	1 Yr	3 Yr (ann)	5 Yr (ann)	10 Yr (ann)	
Russell Top 200	-10.95	-8.03	-4.08	6.69	7.92	10.97	
Russell Midcap	-19.49	-21.54	-18.31	-0.81	1.85	8.76	
Russell 2000	-21.73	-25.55	-23.99	-4.64	-0.25	6.90	
Russell 3000	-13.75	-12.70	-9.13	4.00	5.76	10.14	
Russell 1000 - Value	-17.09	-20.24	-17.17	-2.17	1.90	7.66	
Russell 1000 - Growth	-9.84	-3.56	0.91	11.31	10.35	12.96	
Russell 1000 - Defensive	-11.62	-9.54	-4.99	6.67	7.24	10.45	
Russell 1000 - Dynamic	-16.38	-14.77	-12.14	1.39	3.83	-	
Russell 1000 - Momentum	-20.02	-23.28	-20.98	-3.13	0.81	8.95	
Russell 1000 - Quality	-10.51	-6.85	-4.20	8.04	8.63	12.39	
Russell 1000 - Low Volatility	-18.32	-20.86	-16.35	0.38	3.97	11.43	
Volatility - VIX	33.48	255.04	290.52	62.90	28.45	11.76	
S&P 500	-12.35	-10.82	-6.98	5.10	6.72	10.52	
S&P 500 Equal Weight	-17.97	-20.51	-17.56	-0.44	2.78	9.20	
S&P 500 - Energy	-34.79	-51.03	-52.42	-21.61	-14.20	-3.75	
S&P 500 - Materials	-14.06	-21.52	-16.57	-2.80	0.57	5.57	
S&P 500 - Industrials	-19.18	-22.27	-19.50	-1.82	2.94	8.55	
S&P 500 - Consumer Discretionary	-13.24	-15.25	-10.77	5.68	7.35	7.35	
S&P 500 - Staples	-5.39	-4.16	-0.59	2.86	5.18	5.18	
S&P 500 - Health Care	-3.82	-2.36	-1.01	8.16	6.01	12.82	
S&P 500 - Financials	-21.32	-23.33	-17.20	-2.35	3.32	6.85	
S&P 500 - Technology	-8.64	4.11	10.43	17.61	17.03	15.78	
S&P 500 - Communication Services	-12.14	-7.47	-3.31	-0.29	3.66	8.10	
S&P 500 - Real Estate	-14.95	-13.45	-11.33	2.94	2.37	7.74	
S&P REIT	-21.53	-22.07	-21.42	-3.17	-0.61	7.30	
Alerian MLP	-47.23	-61.00	-60.95	-28.89	-20.64	-5.03	
iShares Gold Trust	0.00	11.63	21.73	7.85	5.64	3.29	
MSCI ACWI Real Estate*	-18.04	-19.36	-19.01	-0.88	-0.07	4.87	
MSCI AC World*	-13.50	-14.35	-11.26	1.50	2.85	5.87	
MSCI World*	-13.23	-13.84	-10.39	1.92	3.24	6.57	
MSCI EAFE*	-13.35	-17.42	-14.38	-1.82	-0.62	2.71	
MSCI United Kingdom*	-15.97	-23.67	-22.98	-4.85	-3.34	1.60	
MSCI Europe Ex U.K.*	-13.94	-17.52	-12.72	-1.46	-0.57	-	
MSCI Japan*	-7.15	-7.62	-6.69	0.95	1.82	-	
MSCI Asia Ex Japan*	-12.06	-12.87	-13.44	1.06	1.34	3.76	
MSCI Emerging Markets*	-15.40	-18.18	-17.69	-1.62	-0.37	0.68	
MSCI China*	-6.59	-1.88	-5.82	7.05	3.57	4.37	
MSCI Vietnam*	-23.33	-31.49	-34.07	-0.93	-0.40	-1.26	
MSCI Greece*	-25.96	-40.11	-30.39	-12.89	-21.04	-26.09	
MSCI Argentina*	-32.06	-62.77	-50.97	-32.74	-19.28	-5.85	
MSCI India*	-25.13	-31.20	-30.86	-6.64	-3.50	-0.42	
MSCI Africa*	-24.82	-39.04	-35.31	-12.50	-10.12	-2.71	
MSCI ASEAN*	-19.57	-31.82	-28.35	-6.32	-5.04	1.24	
MSCI EM Asia*	-11.72	-32.49	-12.10	1.32	1.42	-	
MSCI EM LatAm*	-34.48	-43.29	-40.77	-12.97	-5.89	-6.67	
MSCI EM Europe, Mid. East & Africa*	-21.12	-32.49	-27.66	-8.06	-5.56	-	
MSCI Frontier Markets*	-21.96	-22.59	-18.96	-4.29	-	-	
Barclays US Agg	-0.59	5.68	8.93	4.82	3.35	3.88	
Barclays US 1-3 yr Treasury	0.40	3.10	4.63	2.62	1.93	1.64	
Barclays US 3-7 yr Treasury	2.42	7.50	10.48	4.73	3.21	3.45	
Barclays US Aggregate LT Treasury	6.05	25.09	32.64	13.40	7.32	8.95	
Barclays US Aggregate Credit	-6.63	0.79	5.10	4.18	3.28	4.74	
Barclays US Corp HY	-11.46	-9.21	-6.94	0.76	2.77	5.64	
Barclays Global Agg	-2.24	0.87	4.20	3.55	2.63	2.47	

Currencies		% Change					
Country	Currency	Prior Close	MTD	QTD	FYTD	1 Yr	
Euro Countries	Euro	0.91	0.05	-1.62	-3.01	-1.67	
United Kingdom	British Pound	0.81	-3.14	-6.31	-2.17	-4.72	
Japan	Japanese Yen	107.54	0.53	1.02	0.32	3.08	
Australia	Australian Dollar	1.63	-5.89	-12.68	-12.66	-13.60	
Canada	Canadian Dollar	1.41	-4.79	-7.65	-6.91	-5.10	
China	Chinese Yuan	7.08	-1.27	-1.68	-3.04	-5.22	
India	Indian Rupee	75.54	-3.71	-5.45	-8.47	-7.92	
Russia	Russian Ruble	78.42	-14.85	-21.03	-19.43	-16.31	

Green = USD Stronger Red = USD Weaker

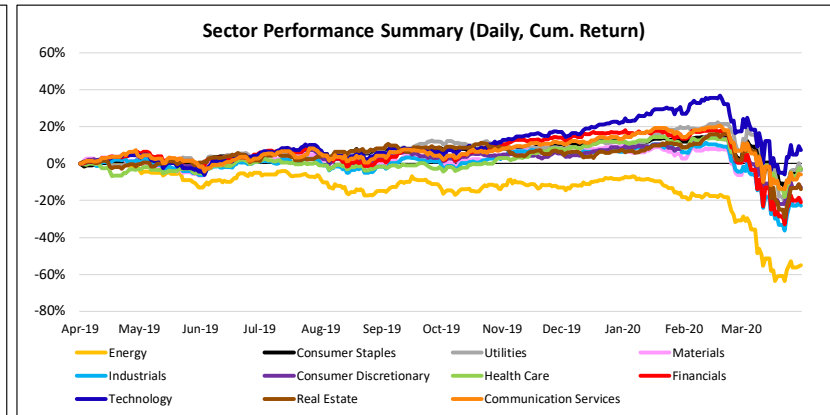
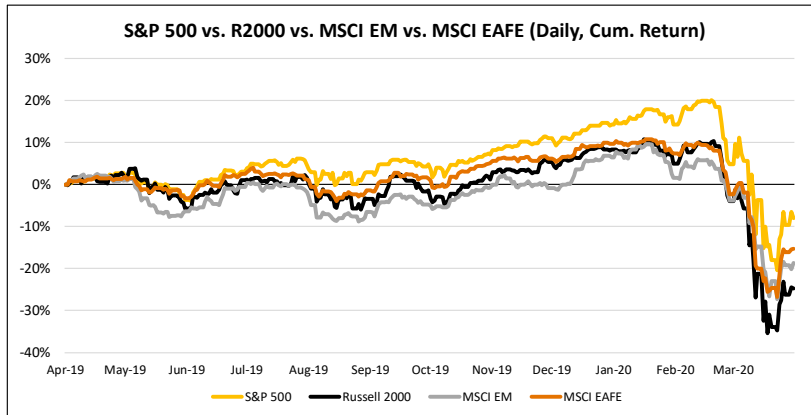
World Bond Markets		10 Year Closing Yield - Historic						
Americas	Trend	Last	Prior Day	1 mth	3 mth	6 mth	1 Yr	
United States		0.61	0.67	1.15	1.92	1.66	2.41	
Canada		0.63	0.70	1.13	1.70	1.36	1.62	
Brazil (USD)		5.00	5.00	3.75	4.14	4.21	5.00	
Colombia (USD)		4.19	4.19	2.87	3.17	3.11	3.82	
Mexico (USD)		3.91	3.91	2.88	3.34	3.46	4.18	
EMEA								
United Kingdom		0.31	0.36	0.44	0.82	0.49	1.00	
France		0.01	-0.02	-0.29	0.12	-0.27	0.32	
Germany		-0.46	-0.47	-0.61	-0.19	-0.57	-0.07	
Italy		1.51	1.52	1.10	1.41	0.82	2.49	
Spain		0.70	0.68	0.28	0.47	0.15	1.10	
Portugal		0.89	0.87	0.35	0.44	0.16	1.25	
Sweden		-0.14	-0.13	-0.27	0.16	-0.26	0.32	
Netherlands		-0.20	-0.22	-0.48	-0.05	-0.42	0.03	
Switzerland		-0.33	-0.33	-0.82	-0.47	-0.76	-0.38	
Greece		1.78	1.68	1.33	1.47	1.35	3.74	
Asia/Pacific								
Japan		0.01	0.02	-0.15	-0.01	-0.21	-0.08	
Australia		0.68	0.76	0.82	1.37	1.02	1.78	
New Zealand		1.36	1.08	1.06	1.65	1.09	1.81	
China		2.55	2.59	2.73	3.14	3.14	3.07	
India		6.14	6.14	6.37	6.56	6.70	7.35	
South Korea		1.56	1.55	1.33	1.67	1.46	1.83	

*As of March 31, 2020

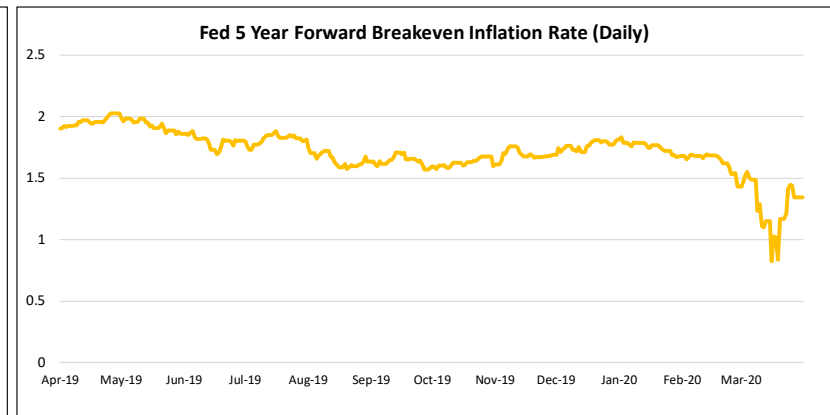
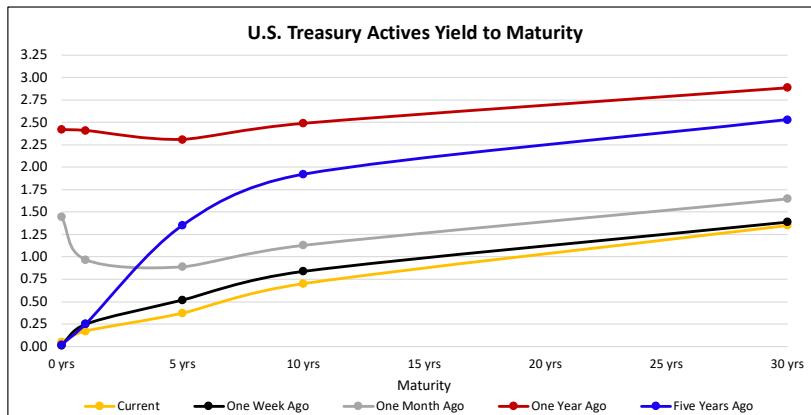
^Equity returns are in USD. Foreign Indices (*) are expressed as net total return where available.



U.S. Equity



U.S. Fixed Income



*As of March 31, 2020
^Equity returns are in USD



Market Review

Equity and Fixed Income		% Change					
Index	MTD	FYTD	1 Yr	3 Yr (ann)	5 Yr (ann)	10 Yr (ann)	
Russell Top 200	12.84	3.77	3.94	10.64	10.24	12.20	
Russell Midcap	14.36	-10.28	-10.00	3.46	4.81	9.82	
Russell 2000	13.74	-15.32	-16.39	-0.82	2.88	7.69	
Russell 3000	13.24	-1.14	-1.04	8.02	8.32	11.28	
Russell 1000 - Value	11.24	-11.27	-11.01	1.42	3.90	8.53	
Russell 1000 - Growth	14.80	10.71	10.84	15.67	13.32	14.40	
Russell 1000 - Defensive	11.11	0.50	1.90	10.09	9.40	11.52	
Russell 1000 - Dynamic	15.40	-1.64	-2.93	5.99	6.68	-	
Russell 1000 - Momentum	14.56	-12.12	-12.35	0.99	3.76	10.09	
Russell 1000 - Quality	14.54	6.69	6.51	12.38	11.41	13.79	
Russell 1000 - Low Volatility	11.60	-11.68	-10.08	3.86	6.65	12.29	
Volatility - VIX	-36.22	126.46	160.29	46.63	18.58	4.47	
S&P 500	12.82	0.62	0.86	9.04	9.11	11.68	
S&P 500 Equal Weight	14.44	-9.03	-8.92	3.90	5.51	10.38	
S&P 500 - Energy	29.78	-36.44	-38.29	-13.67	-10.77	-1.64	
S&P 500 - Materials	15.31	-9.51	-7.18	1.45	2.85	7.03	
S&P 500 - Industrials	8.73	-15.49	-15.93	0.37	4.68	9.02	
S&P 500 - Consumer Discretionary	20.55	2.16	1.75	11.57	11.44	11.44	
S&P 500 - Staples	6.86	2.42	3.62	4.80	6.75	6.75	
S&P 500 - Health Care	12.65	9.98	14.52	11.96	8.85	14.62	
S&P 500 - Financials	9.58	-15.99	-16.76	0.96	5.19	7.69	
S&P 500 - Technology	13.80	18.48	18.07	21.77	19.54	17.08	
S&P 500 - Communication Services	13.82	5.32	3.30	5.27	5.17	9.52	
S&P 500 - Real Estate	9.47	-5.25	-2.47	6.06	5.27	8.04	
S&P REIT	8.23	-15.66	-14.69	-0.59	2.20	7.42	
Alerian MLP	49.62	-41.64	-40.79	-18.32	-15.02	-1.46	
iShares Gold Trust	6.90	19.33	31.08	9.67	7.08	3.39	
MSCI ACWI Real Estate*	8.29	-12.68	-11.12	1.36	1.39	5.56	
MSCI AC World*	10.71	-5.17	-4.96	4.46	4.36	6.94	
MSCI World*	10.92	-4.42	-4.00	4.98	4.92	7.67	
MSCI EAFE*	6.46	-12.08	-11.34	-0.58	-0.17	3.55	
MSCI United Kingdom*	5.14	-19.75	-20.80	-3.91	-3.66	2.22	
MSCI Europe Ex U.K.*	6.18	-12.42	-10.94	-0.80	-0.01	-	
MSCI Japan*	5.39	-2.65	-3.00	2.38	2.18	-	
MSCI Asia Ex Japan*	8.96	-5.06	-7.45	3.25	1.66	4.44	
MSCI Emerging Markets*	9.16	-10.69	-12.00	0.57	-0.10	1.45	
MSCI China*	6.31	4.32	-2.05	8.30	1.66	5.05	
MSCI Vietnam*	15.66	-20.75	-23.39	3.99	1.99	-0.66	
MSCI Greece*	9.03	-34.71	-28.56	-13.49	-21.13	-24.53	
MSCI Argentina*	11.14	-58.63	-40.85	-30.93	-17.35	-4.90	
MSCI India*	16.14	-20.10	-20.15	-2.49	0.78	0.90	
MSCI Africa*	11.98	-31.74	-32.55	-10.64	-8.96	-1.77	
MSCI ASEAN*	10.41	-24.72	-22.69	-3.83	-3.36	1.81	
MSCI EM Asia*	9.17	-25.16	-5.74	3.59	1.84	-	
MSCI EM LatAm*	6.30	-39.71	-37.31	-11.17	-6.58	-6.06	
MSCI EM Europe, Mid. East & Africa*	10.86	-25.16	-23.72	-6.18	-5.15	-	
MSCI Frontier Markets*	6.74	-17.37	-13.64	-2.56	-	-	
Barclays US Agg	1.78	7.56	10.84	5.17	3.79	3.96	
Barclays US 1-3 yr Treasury	0.55	3.66	4.97	2.75	2.02	1.66	
Barclays US 3-7 yr Treasury	0.30	7.82	10.79	4.60	3.30	3.38	
Barclays US Aggregate LT Treasury	2.02	27.63	37.79	13.58	8.43	8.87	
Barclays US Aggregate Credit	4.58	5.40	9.37	5.40	4.33	5.04	
Barclays US Corp HY	4.51	-5.12	-4.11	1.86	3.44	5.86	
Barclays Global Agg	1.51	2.40	6.09	3.68	2.73	2.62	

Currencies		% Change					
Country	Currency	Prior Close	MTD	QTD	FYTD	1 Yr	
Euro Countries	Euro	0.91	-0.69	-0.69	-3.68	-2.32	
United Kingdom	British Pound	0.79	1.40	1.40	-0.80	-3.36	
Japan	Japanese Yen	107.18	0.32	0.32	0.65	3.96	
Australia	Australian Dollar	1.54	6.21	6.21	-7.24	-7.61	
Canada	Canadian Dollar	1.39	0.87	0.87	-6.10	-3.98	
China	Chinese Yuan	7.06	0.27	0.27	-2.78	-4.65	
India	Indian Rupee	75.10	-0.05	-0.05	-8.51	-7.68	
Russia	Russian Ruble	74.39	5.66	5.66	-14.87	-13.11	

Green = USD Stronger Red = USD Weaker

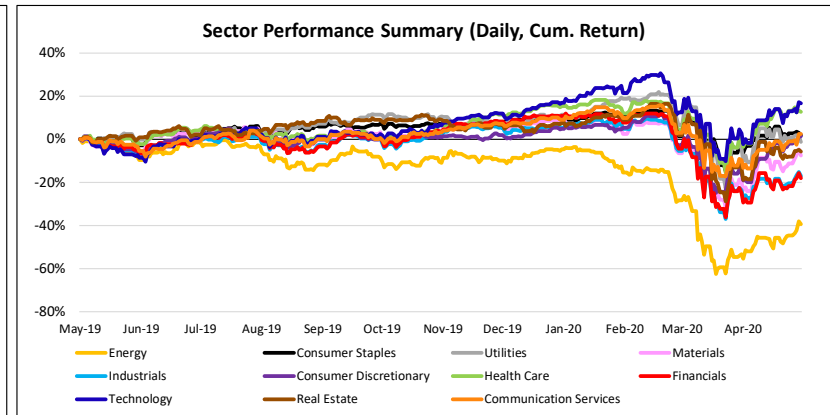
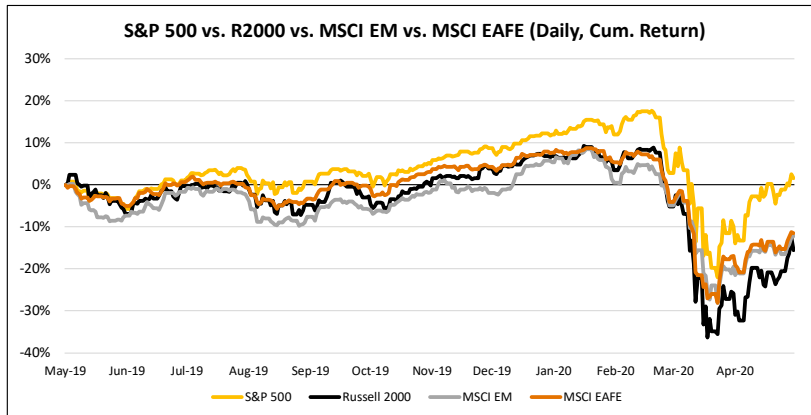
World Bond Markets		10 Year Closing Yield - Historic						
Americas	Trend	Last	Prior Day	1 mth	3 mth	6 mth	1 Yr	
United States		0.62	0.64	0.67	1.51	1.69	2.50	
Canada		0.55	0.55	0.70	1.27	1.41	1.71	
Brazil (USD)		5.34	5.34	5.00	3.87	4.15	5.05	
Colombia (USD)		4.29	4.29	4.19	2.88	3.09	3.86	
Mexico (USD)		4.45	4.45	3.91	3.01	3.32	4.20	
EMEA								
United Kingdom		0.23	0.23	0.36	0.52	0.63	1.19	
France		-0.11	-0.11	-0.02	-0.18	-0.10	0.37	
Germany		-0.59	-0.59	-0.47	-0.43	-0.41	0.01	
Italy		1.76	1.76	1.52	0.94	0.92	2.56	
Spain		0.72	0.72	0.68	0.24	0.24	1.00	
Portugal		0.82	0.82	0.87	0.27	0.17	1.12	
Sweden		-0.13	-0.13	-0.13	-0.05	-0.11	0.31	
Netherlands		-0.31	-0.31	-0.22	-0.34	-0.27	0.19	
Switzerland		-0.52	-0.52	-0.33	-0.73	-0.56	-0.30	
Greece		2.17	2.17	1.68	1.17	1.16	3.37	
Asia/Pacific								
Japan		-0.03	-0.03	0.02	-0.07	-0.13	-0.04	
Australia		0.89	0.89	0.76	0.95	1.14	1.79	
New Zealand		0.82	0.88	1.08	1.30	1.31	1.90	
China		2.52	2.52	2.59	3.00	3.28	3.40	
India		6.11	6.11	6.14	6.60	6.45	7.41	
South Korea		1.52	1.52	1.55	1.56	1.73	1.85	

*As of April 30, 2020

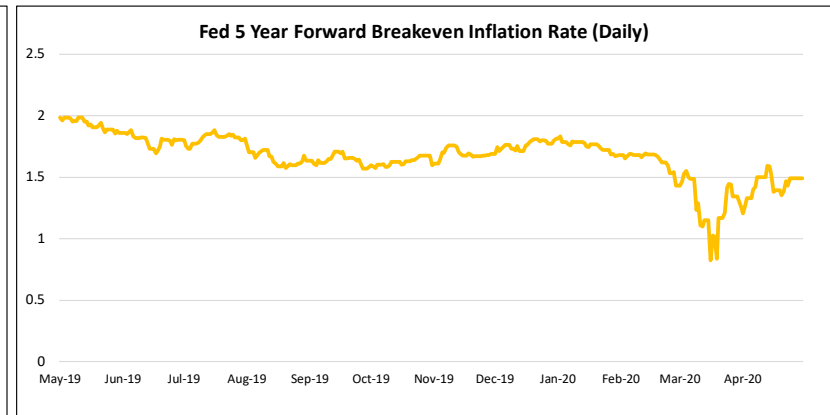
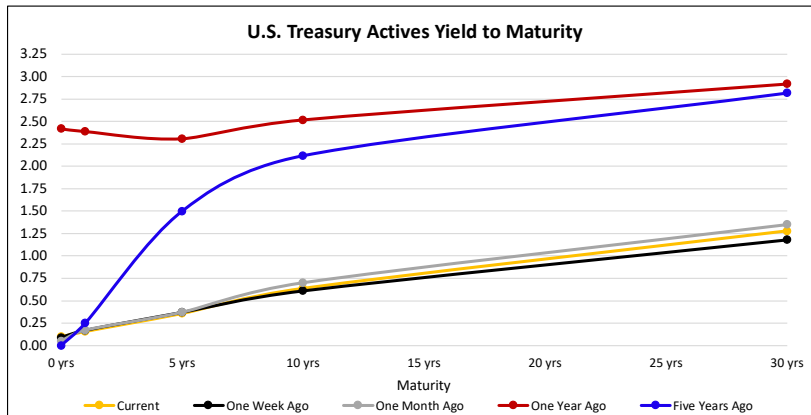
^Equity returns are in USD. Foreign Indices (*) are expressed as net total return where available.



U.S. Equity



U.S. Fixed Income



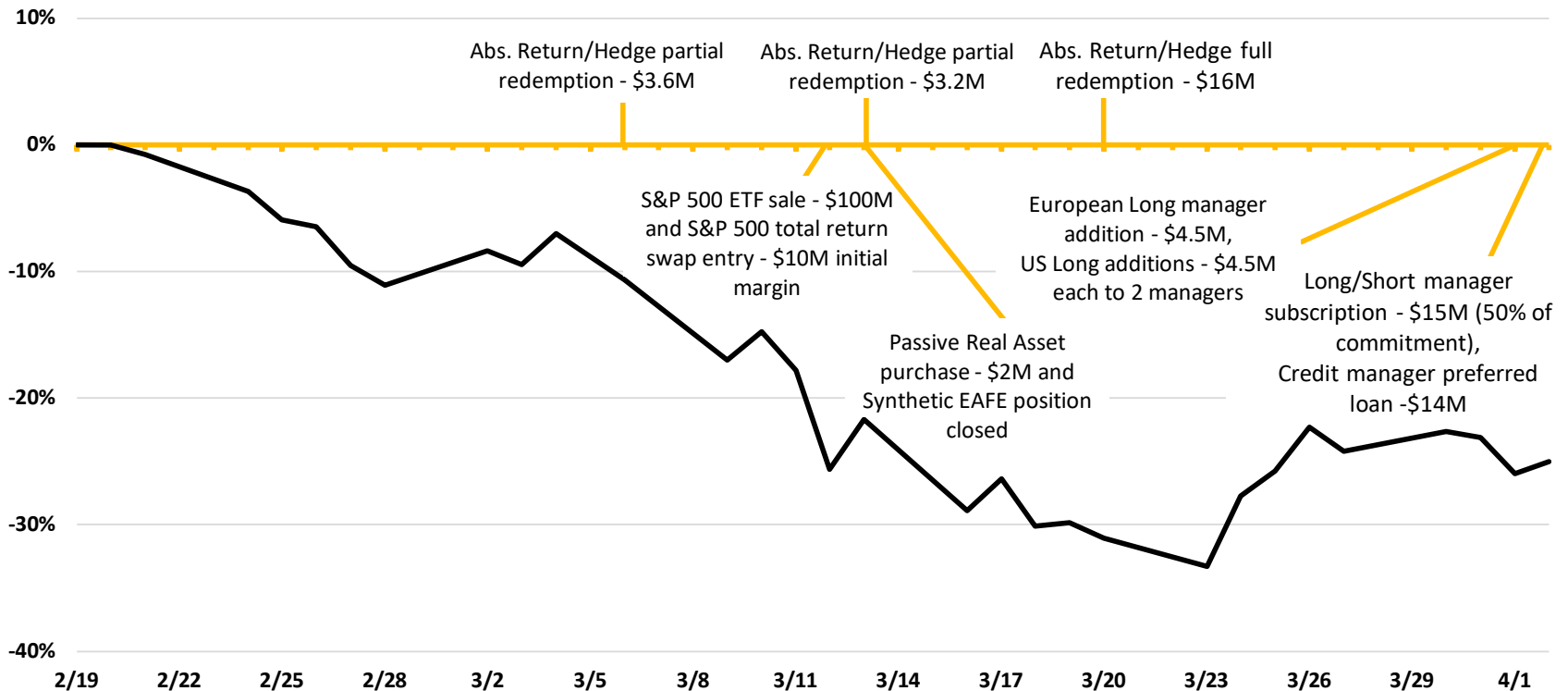
*As of April 30, 2020
^Equity returns are in USD



- I. VCIMCO Update
- II. Market Review
- III. Investment Activity**
- IV. Investment Outlook



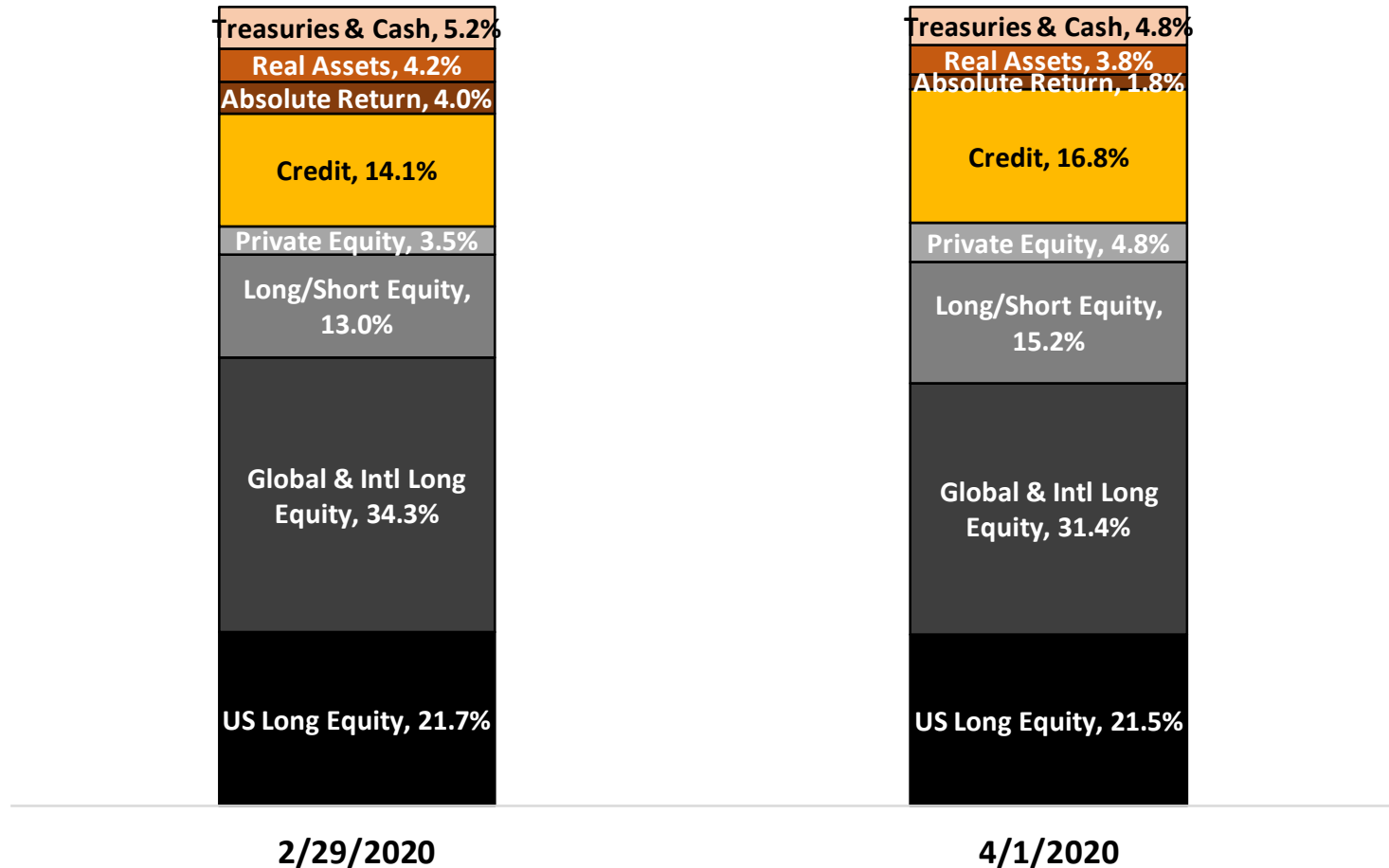
RAM Fund Activity vs. MSCI ACWI Performance



New Manager Activity				
Manager	Date	Activity	Amount	
Long/Short Travel & Technology Manager	4/1/2020	Initial Funding	\$15,000,000	
Long/Short Travel & Technology Manager	5/1/2020	Second Tranche	\$15,000,000	
Absolute Return Manager	5/1/2020	Initial Funding	\$40,000,000	



Representative Portfolio Asset Allocation Changes



**Estimated for performance through March 31, 2020. Since the SOBF does not have private investments, the allocation to Private Equity in VCIMCO's representative portfolio would be included in various public equity strategies for the SOBF.*



- I. VCIMCO Update
- II. Market Review
- III. Investment Activity
- IV. Investment Outlook**

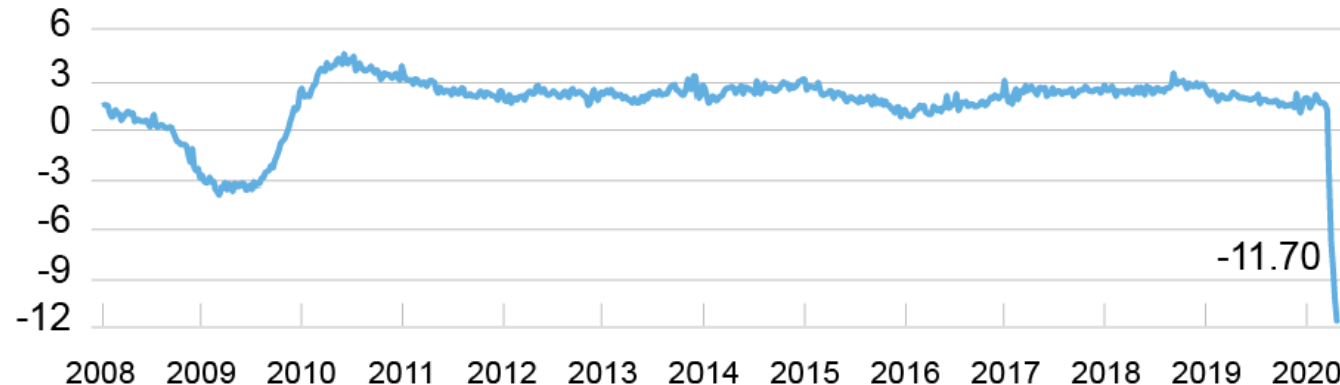


An unprecedented sudden decline in economic activity, but....

New York Fed Weekly Economic Index

WEI, 2008-Present

Percent (GDP growth units)



Source: Authors' calculations based on data from Haver Analytics, Redbook Research, Rasmussen Reports, the American Association of Railroads, and Booth Financial Consulting.

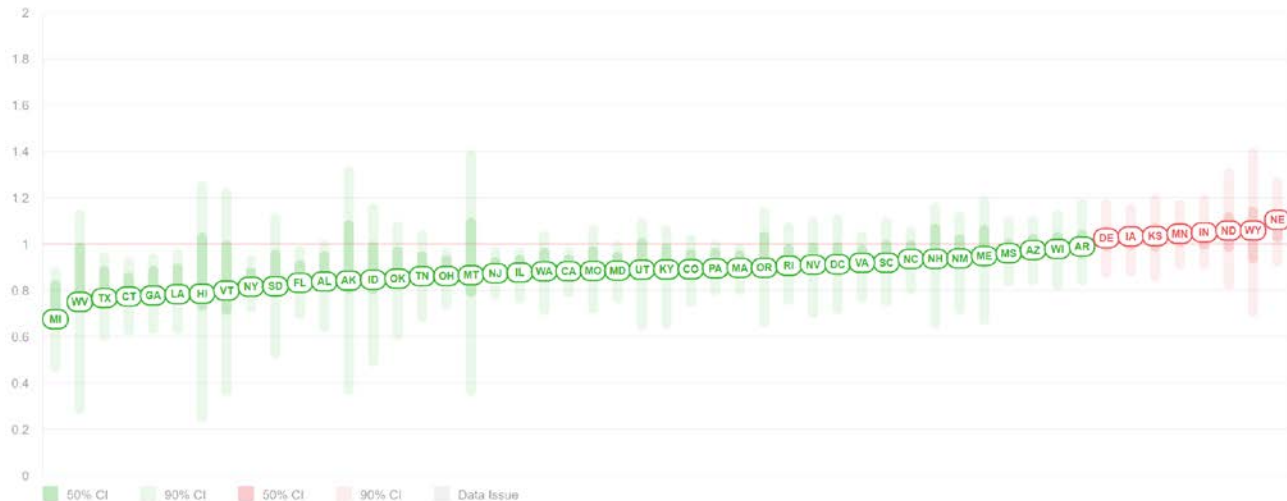


...the Curve is flattening....

$R_{(0)}$ as of 3/26:



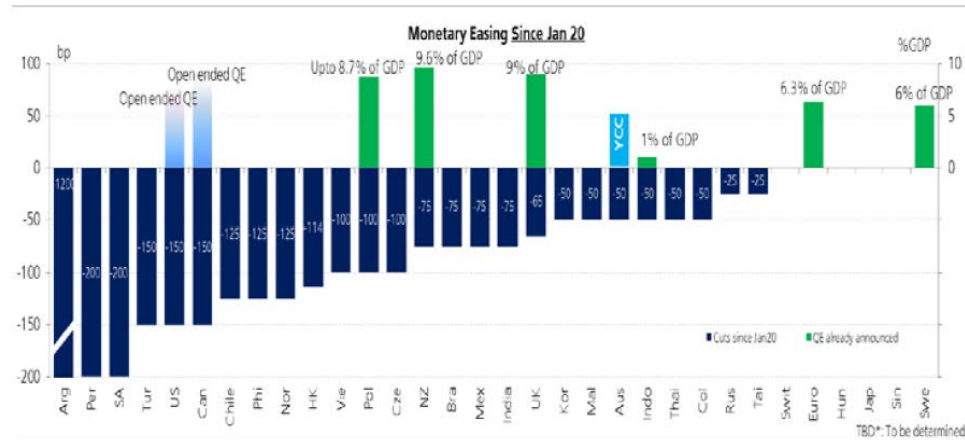
$R_{(0)}$ as of 4/29





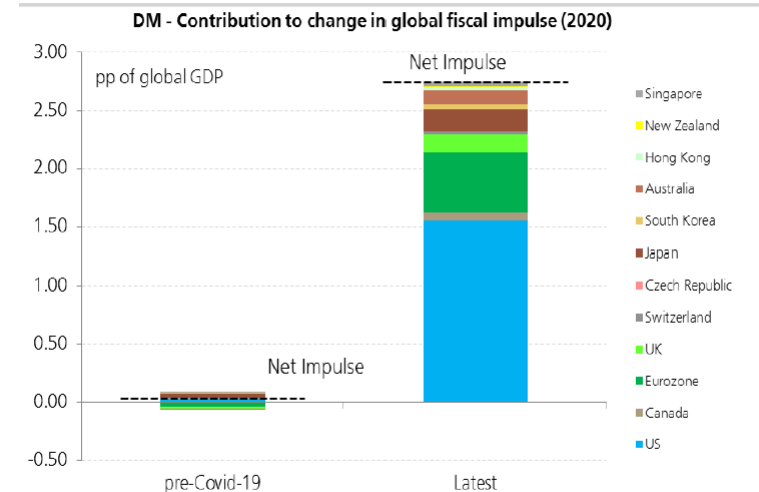
...and policy makers are providing significant support....

Figure 1: Rate cuts and QE since Jan-20



Source: UBS, Haver

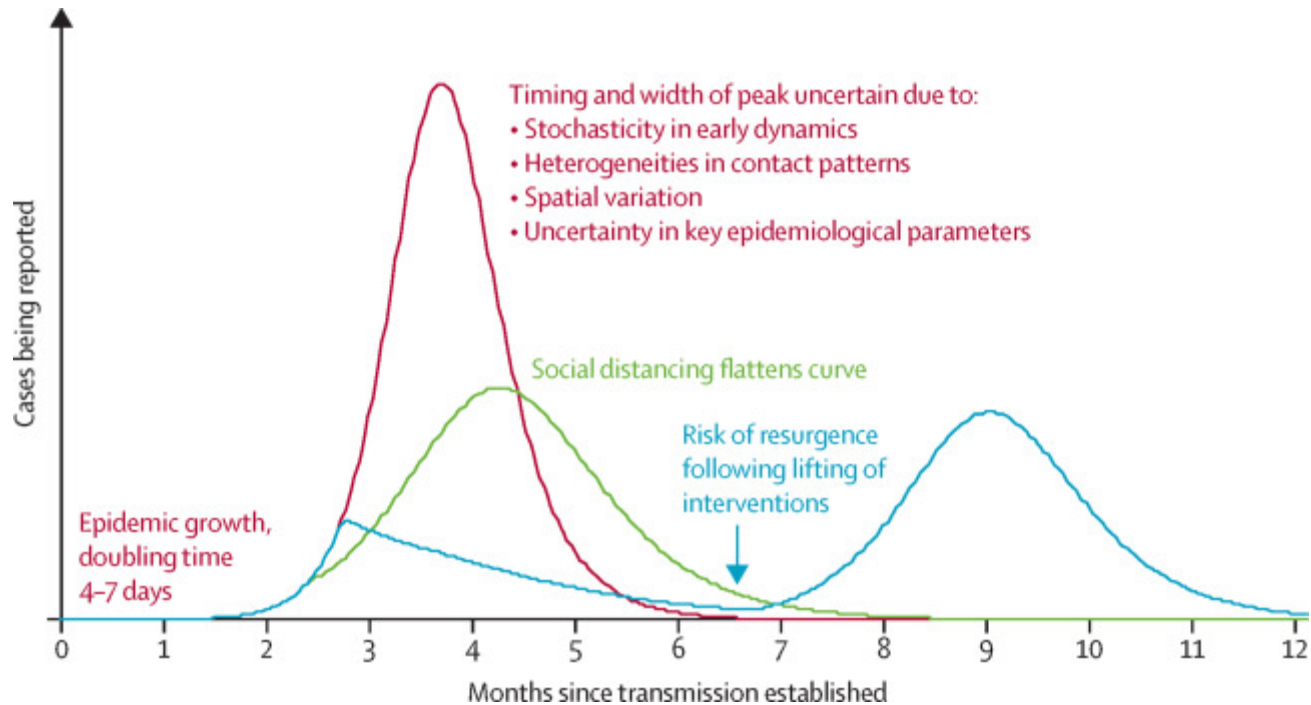
Figure 4: DM contribution to change in 2020 impulse



Source: UBS, Haver, IMF, European Commission, CBO



...however, risks remain.





Historical S&P 500 Drawdowns with Mid-drawdown Partial Recoveries

Start Date	End Date	% Change
9/1/2000	4/4/2001	-27%
4/4/2001	5/21/2001	19%
5/21/2001	9/20/2001	-26%
9/21/2001	3/19/2002	22%
3/19/2002	10/9/2002	-33%
10/9/2007	3/10/2008	-18%
3/10/2008	5/19/2008	12%
5/19/2008	11/20/2008	-47%
11/20/2008	1/6/2009	25%
1/6/2009	3/9/2009	-27%

RESOLUTION OF THE BOARD OF VISITORS OF VIRGINIA COMMONWEALTH UNIVERSITY

ADOPTED MAY 8, 2020

Issuance of General Revenue Pledge Bonds

WHEREAS, Chapter 23, Title 23.1 of the Code of Virginia of 1950, as amended (the "Virginia Code"), establishes a public corporation under the name and style of Virginia Commonwealth University (the "University") which is governed by a Board of Visitors (the "Board"); and

WHEREAS, Title 23.1 of the Virginia Code classifies the University as an educational institution of the Commonwealth of Virginia; and

WHEREAS, by Chapter 10, Title 23.1 of the Virginia Code (as amended, the "Act"), the University entered into a management agreement with the Commonwealth of Virginia which was enacted as Chapter 594 of the 2008 Virginia Acts of Assembly, which, as amended, classifies the University as a public institution of higher education and empowers the University with the authority to undertake and implement the acquisition of any interest in land, including improvements on the acquired land at the time of acquisition, new construction, improvements or renovations and to borrow money and make, issue and sell bonds of the University for such purposes, including the refinancing of any such facilities; and

WHEREAS, the Act further authorizes the University to provide for the payment of the principal of and the interest on any bonds from any one or more of the following sources: (i) its revenues generally; (ii) income and revenues derived from the operation, sale, or lease of a particular project or projects, whether or not they are financed or refinanced from the proceeds of such bonds, notes, or other obligations; (iii) funds realized from the enforcement of security interests or other liens or obligations securing such bonds, notes, or other obligations; (iv) proceeds from the sale of bonds, notes, or other obligations; (v) payments under letters of credit, policies of municipal bond insurance, guarantees, or other credit enhancements; (vi) any reserve or sinking funds created to secure such payment; (vii) accounts receivable of the University; or (viii) other available funds of the University; and

WHEREAS, the University has developed plans to finance or refinance a series of projects, including some or all of the following:

(i) refunding all or a portion of the University's obligations related to the debt listed on Schedule I attached hereto;

(ii) refinancing some or all of the costs of projects that have received interim financing through the University's commercial paper program or other interim financing facilities; and

(iii) financing, if and as needed, capitalized interest on the Bonds (as defined below), a debt service reserve fund for the Bonds, costs of issuance related to the issuance of the Bonds,

working capital, routine capital expenditures for any of the foregoing described projects and other related costs (collectively (i) – (iii), the "Plan of Finance"); and

WHEREAS, the Board has determined it desirable to authorize the University to issue its general revenue pledge bonds (the "Bonds") in a maximum principal amount not to exceed \$150,000,000 for purposes of undertaking the Plan of Finance; and

WHEREAS, the Board desires to provide for the reimbursement to the University of previously incurred costs associated with the Plan of Finance; and

WHEREAS, the Board desires to authorize certain officers of the University to approve the final forms and details of the Bonds, as set forth below; and

WHEREAS, the Board anticipates that the Bonds will be secured by a general revenue pledge of the University and not be in any way a debt of the Commonwealth of Virginia (the "Commonwealth") and shall not create or constitute any indebtedness or obligation of the Commonwealth, either legal, moral, or otherwise.

NOW, THEREFORE BE IT RESOLVED BY THE BOARD OF VISITORS OF VIRGINIA COMMONWEALTH UNIVERSITY:

RESOLVED, that the Board hereby authorizes and approves of the Plan of Finance and hereby authorizes the implementation of the Plan of Finance by authorizing the issuance of one or more series of Bonds to undertake the Plan of Finance and providing for the terms thereof, through the delivery of one or more bond resolutions in substantially the form utilized in previous issuances of general revenue pledge bonds by the University (each, a "Bond Resolution") with such changes and additions as may be approved by the Authorized Officers designated below consistent with prior practice of the University so that each Bond Resolution may reflect the final terms and conditions of the Bonds; and

RESOLVED FURTHER, that the President of the University, the Senior Vice President and Chief Financial Officer of the University and the Treasurer of the University (collectively, the "Authorized Officers") are authorized and directed to approve the final terms of each series of Bonds, including, without limitation, their original principal amounts and series, their maturity dates and amounts, redemption provisions, prices and interest rates and tax status of interest on each series of bonds, provided that (i) the maximum aggregate par amount of all Bonds to be issued hereunder shall not exceed an aggregate amount of \$150,000,000; (ii) the average true interest cost of all series bearing interest at a tax-exempt fixed rate shall not exceed 5.5% per annum; (iii) the average true interest cost of all series bearing interest at a taxable fixed rate shall not exceed 6.0% per annum; and (iv) the final maturity of all bonds shall not exceed 40 years beyond issuance date; and

RESOLVED FURTHER, the Authorized Officers are each hereby authorized and directed to approve, negotiate, execute and deliver each Bond Resolution on behalf of the University; and

RESOLVED FURTHER, the officers and staff of the University are hereby authorized and directed to prepare an official statement (the "Official Statement") in preliminary and final forms,

and the Authorized Officers are hereby authorized and directed to execute the Official Statement in final form; and

RESOLVED FURTHER, the Authorized Officers are each hereby authorized to negotiate, execute and deliver such other documents as such officer deems necessary or desirable to facilitate the issuance and sale of the Bonds, including without limitation a bond purchase agreement and a continuing disclosure undertaking; and

RESOLVED FURTHER, that all officers of the University are authorized and directed to take all such further actions, including without limitation the designation of underwriters, paying agents, remarketing agents, solicitation agents, trustees, and liquidity providers for the bonds, and to execute all such instruments, agreements, documents, and certificates as they shall deem necessary or desirable to carry out the terms of the financing plans presented to this meeting, including without limitation any liquidity facilities, swap, swap terminations or other interest rate management agreements associated with the Bonds, and any agreements or modifications to existing agreements with the any University-affiliated foundations relating to the Bonds; and

RESOLVED FURTHER, pursuant to the Section 147(f) of the Internal Revenue Code of 1986, as amended, and applicable regulations thereunder, the University designates each of the Authorized Officers and the Senior Director, Treasury Services as a public hearing officer to hold any public hearings required in order to ensure the tax-exempt status of interest on all or a portion of any bonds of the University; and

RESOLVED FURTHER that all acts of all officers of the University which are in conformity with the purposes and intent of this Resolution and in carrying out the financing plans presented to this meeting are ratified, approved and affirmed; and

RESOLVED FURTHER that, upon approval, this action shall take effect immediately.

Schedule I

Prior Obligations Authorized for Refunding

The University's General Revenue Pledge Refunding Bonds, Series 2013A

The University's General Revenue Pledge Bonds, Series 2013C

The University's General Revenue Pledge Bonds, Series 2014A

The Virginia College Building Authority's Educational Facilities Revenue Refunding Bonds
(Public Higher Education Financing Program) Series 2010B

The Virginia College Building Authority's Educational Facilities Revenue Bonds (Public Higher
Education Financing Program) Series 2011A

The Virginia College Building Authority's Educational Facilities Revenue Refunding Bonds
(Public Higher Education Financing Program) Series 2012A

The Virginia College Building Authority's Educational Facilities Revenue Bonds (Public Higher
Education Financing Program) Series 2012B

Note: The University will only be refunding its obligations related to the above-referenced
Virginia College Building Authority bonds.

Amendment to the 2008-2014 Six-Year Capital Plan Institute for Contemporary Art (ICA)

Background

VCU requests Board of Visitors authorization to amend the 2008-2014 Six-Year Capital Plan to reflect a 2010 expense of \$161,971 in the construction budget for the privately funded Institute for Contemporary Art (ICA).

Considerations

The \$161,971 increase from \$42,198,528 to \$42,360,499 will align the Board-approved budget with the final cost of the project.

Recommendation

Authorize the amendment of the 2008-2014 Six-Year Capital Plan to reflect a total budget of \$42,360,499 for construction of the Institute for Contemporary Art.



Amendment to the 2008-2014 Six-Year Capital Plan Institute for Contemporary Art (ICA)

Background

VCU requests Board of Visitors authorization to amend the 2008-2014 Six-Year Capital Plan to reflect a 2010 expense of \$161,971 in the construction budget for the privately funded Institute for Contemporary Art (ICA). Project plans were approved by the Board of Visitors at its September 2015 meeting and included a total project budget of \$42,198,528. However, costs for the relocation and startup with a new firm, which increased costs by \$161,971 in 2010, were not included in the budget.

Considerations

The \$161,971 increase from \$42,198,528 to \$42,360,499 will align the Board-approved budget with the final cost of the project.

Recommendation

Authorize the amendment of the 2008-2014 Six-Year Capital Plan to reflect a total budget of \$42,360,499 for construction of the Institute for Contemporary Art.

ATTACHMENT A

RESOLUTION OF THE BOARD OF VISITORS OF VIRGINIA COMMONWEALTH UNIVERSITY

PROPERTY ACQUISITION

WHEREAS, Chapter 6.1, Title 23 of the Code of Virginia of 1950, as amended (the "Virginia Code"), establishes a public corporation under the name and style of Virginia Commonwealth University (the "University") which is governed by a Board of Visitors (the "Board") vested with the supervision, management and control of the University;

WHEREAS, Title 23 of the Virginia Code classifies the University as an educational institution of the Commonwealth of Virginia;

WHEREAS, by Chapter 4.10, Title 23 of the Virginia Code, the University entered into a management agreement with the Commonwealth of Virginia which was enacted as Chapter 594 of the Acts of Assembly of 2008 which, as amended, classifies the University as a public institution of higher education and empowers the University with the authority to undertake and implement the acquisition of any interest in land;

WHEREAS, the Board's policy on the Authority to Execute Contracts and Other Documents requires Board approval for the acquisition of real estate;

WHEREAS, the Board deems it desirable and in the best interests of Virginia Commonwealth University (the "University") to acquire that certain real property discussed in Closed Session on this date (the "Property").

NOW, THEREFORE, BE IT RESOLVED, that Virginia Commonwealth University acquire the Property for a price not to exceed \$11,750,000 and upon such other terms and conditions as the President or others authorized to act on his behalf may, in their discretion, deem advisable; and that

RESOLVED FURTHER, the President, Senior Vice President/Chief Financial Officer, and Vice President for Administration are hereby authorized, directed and empowered to execute, for and on behalf of the University and in its name, any and all documents required in connection with the purchase of the Property, including, without limitation, the incurrence of indebtedness to finance the acquisition of the project, either through the use of the University's commercial paper program or otherwise; and that

RESOLVED FURTHER, any actions within the authority conferred hereby, taken prior to the date of the foregoing resolutions, by the aforementioned officers or those delegated to act on their behalf, are hereby ratified, confirmed and approved as the acts and deeds of the University.

**Virginia Commonwealth University
Proposed Program Brief**

Proposal to create a Doctor of Philosophy (Ph.D.) program in Biosciences

Overview

Virginia Commonwealth University (VCU) requests approval to create a Doctor of Philosophy (Ph.D.) program in Biosciences. The program will be administered by the Department of Biology in the College of Humanities and Sciences. The target date of the program's initiation is the fall semester of 2021.

The proposed Ph.D. in Biosciences degree program is designed to prepare new generations of biological science leaders for careers in academia, industry, government, and nongovernmental organizations (NGOs; e.g., The Nature Conservancy and Conservation International). Students will learn to conduct innovative research within one of two research areas of expertise – (A) Cellular, Molecular & Developmental Biology and (B) Ecology & Evolutionary Biology. Students will acquire specialized biological knowledge while receiving formal training in 21st century skills science communication, working in diverse and inclusive teams, leadership, and quantitative/computational skills. The program is designed to prepare graduate scientists for a range of careers by combining traditional mentorship-based and biological knowledge training with career development, experiential learning (e.g., internships), and professional development (e.g., communication).

Method of Delivery

The proposed program will be offered in a traditional face-to-face format.

Target Implementation Date

August 2021

External Competition

The table below outlines existing comparable degree programs at the same degree level offered at Virginia public institutions.

Institution	Program degree designation, name, and CIP code	Degrees granted (most recent 5-yr average)
George Mason University	Ph.D., Biosciences, 30.0101	5
Virginia Commonwealth University	Ph.D., Integrative Life Sciences, 30.1801	6
Virginia Tech	Ph.D., Biological Sciences, 26.0101	9
University of Virginia	Ph.D., Biology, 26.0101	6

Target Population

The proposed Ph.D. in Biosciences degree program will work to build a diverse student population that resembles VCU's undergraduate population.

Impact on Existing Programs/Policies

There are some similarities between the proposed VCU Ph.D. in Biosciences and existing VCU Integrative Life Sciences PhD programs (see above). At present, faculty in the Department of Biology are mentoring 17 PhD students out of a total of 50 total PhD students in the ILS program (as of Aug 2019). With the initiation of the proposed Ph.D. in Biosciences degree program, the College of Humanities and Sciences will reallocate some of its PhD-level graduate teaching assistantships away from the ILS program in order to support students in the Ph.D. in Biosciences degree program. To minimize impacts to the ILS program, not all of the PhD funding from

the College will be transferred from the ILS program and the reallocation will be phased in over a 5-year period. See the Resource Needs section of this proposal for more details on the number of reallocated PhD slots and the timing of their reallocation.

Additionally, there may be some competition with the ILS program for qualified students who wish to attend VCU and work with mentors in the Department of Biology. Ultimately, each individual student will be able to decide if the Ph.D. in Biosciences degree program or ILS PhD is the best fit for them, based on their specific interests and the curriculum of each program.

No degree programs will be closed as a result of the initiation and operation of the proposed Ph.D. in Biosciences degree program degree program.

See the letters of support for the proposed Ph.D. in Biosciences Program.

Impact on Faculty

The Department of Biology has twenty-one (21) full-time tenured or tenure-track faculty members in Biology – 1 Full Professor, 13 Associate Professors, and 7 Assistant Professors. All of the core faculty members have robust research programs and teach graduate-level required and elective courses. Biology faculty will teach all required core courses, with possible future co-teaching with experts from other departments. All of these faculty members have served as research mentors.

Projected Resource Needs

The Department of Biology has all of the faculty, classified support staff, equipment, library and other resources necessary to offer the proposed Ph.D. in Biosciences. The table below outlines the cost and funding sources to operate the program.

Cost and Funding Sources to Initiate and Operate the Program			
Informational Category		Program Initiation Year 2021 - 2022	Program Full Enrollment Year¹ 2024- 2025
1	Projected Enrollment (Headcount)	6	24
2	Projected Enrollment (FTE)	6	18
3	Estimated Tuition and E&G Fees	\$15,086	\$15,086
4	Projected Revenue from Tuition and E&G Fees	\$90,516	\$271,548
5	Other Funding Sources Dedicated to the Proposed Program (e.g., grant, business entity, private sources)	\$265,272	\$899,049

Next Steps

April 9, 2020 – University Council Meeting, Zoom Meeting, 3:00 p.m. – 5:00 p.m.

April 20, 2020 – President’s Cabinet Meeting

May 8, 2020 – Board of Visitors Meeting, 9:15 a.m., Cabell Library, Room 311

[Link to full proposal.](#)

¹ For the “Full Enrollment Year” use: for associate degrees, initiation year plus 1; for baccalaureate degrees, initiation plus 3; for masters degrees, initiation plus 2; for doctoral degrees, initiation plus 3.



VCU
Life Sciences

Office of the Vice Provost for Life Sciences & Research

Trani Center for Life Sciences, Suite 111

1000 West Cary Street

Richmond, Virginia 23284-2030

804-827-5600 • lifesci@vcu.edu

www.vcu.edu/lifesci

25 February 2020

Veronica Powell Shuford, M.Ed.

Director for Program Development and Innovation | SCHEV Liaison

Office of the Provost and Senior Vice President for Academic Affairs

Virginia Commonwealth University

Ginter House 331B

Richmond, Virginia 23228

Dear Ms. Shuford,

I was recently asked to comment on the proposed PhD program in Biosciences put forth by the Department of Biology in the College of Humanities and Sciences. I have now studied the proposal which seeks implementation by Aug 2021 as a stand-alone doctoral program that would be an adjunct to the Integrative Life Sciences (ILS) doctoral program that is run by VCU Life Sciences.

The Department of Biology has sought access to doctoral students for decades. Some faculty with biomedical interests had access to programs on the medical (MCV) campus, but the majority of Biology faculty had no such access. Not surprisingly, when the ILS program was implemented in 2004, it was immediately utilized by Biology faculty in addition to faculty across VCU. In fact, all three of the ILS directors to date have been Biology faculty and over half (37) of all ILS graduates since 2007 (64) were trained under Biology faculty. At least 12 ILS graduates have become academic faculty; 4 of the 40 current Biology faculty are ILS graduates, 3 of the 25 Life Sciences faculty are ILS graduates and at least 5 other ILS graduates hold faculty positions elsewhere. The proposed Biosciences doctoral program is comprehensive and thorough, but would be restricted to the Biology department and have a more defined curriculum.

ILS was created to address the demand for doctoral students for Department of Biology faculty within a modern, flexible, systems biology training program. ILS was also based on the principle of integrative and interdisciplinary studies in which students had intentionally diverse and flexible committees. Other universities have sought to emulate this integrative program.

While ILS students share a common set of courses for introductory training in presentation skills (LFSC 630), literature review (LFSC 631), written skills (LFSC 690), research integrity (variable), technical skills (depending on field) and advanced statistics (variable), each student's remaining curriculum is then customized to their own specific integrative field of study by their committee. The



VCU

Life Sciences

ILS program has always appealed to students who seek integrative training to make them more competitive for academic, industry or government positions. It is not designed for students and advisors who seek a more traditional defined curriculum.

In my role as Vice Provost for Life Sciences and Research, one of my primary roles has been to promote research across both campuses of VCU, which includes supporting graduate education. Since its inception, VCU Life Sciences annually invests hundreds of thousands of dollars into the ILS doctoral program. These funds directly support students who work in laboratories of faculty across VCU including Forensics Science, Biology, Physics, World Studies, Environmental Studies, Bioinformatics, Engineering, Pharmacy, Biochemistry, Microbiology, Pathology, Genetics and others.

VCU's research success depends on talented students who not only are trained well but can help recruit other students. Institutions with very high research activity, like VCU, invest in doctoral programs because they enable faculty productivity and thus support the research enterprise. In addition, there is no doubting the need for doctoral-trained graduates in our society.

I am confident that VCU will be mindful of the potential impact on students who are already enrolled at VCU if a new doctoral program is implemented. VCU makes a commitment of approximately 5 years to each student accepted into any doctoral program. If the new Biosciences program is implemented in 2021, this could affect the stability of the support for students that are being admitted into the ILS program now. The Biosciences program proposal is cognizant of this potential problem and promises to "minimize negative impacts to the ILS program." This must occur if this new doctoral program is implemented alongside the already very successful one.

As more research-active faculty are recruited into the Biological/Life Sciences at VCU, I believe that additional doctoral training opportunities would be beneficial. While this new doctoral program could lead to administrative redundancies and financial strain, that could be ameliorated by compensatory reductions in the total number of Biology MS students as PhD students increase. If the Biosciences program is implemented, enrollment in ILS would likely decrease since so many of the students work in laboratories of Biology faculty already. It is imperative that this new program enhance training and research across the University without interfering with the success of existing opportunities.

Therefore, as long as the implementation of the Biosciences doctoral program will "minimize negative impacts to ILS" students, I support this additional doctoral program.

Sincerely,

Robert M. Tombes, Ph.D.

Vice Provost for Life Science and Research

- Forwarded message -----

From: Barbara D Boyan <bboyan@vcu.edu>
Date: February 11, 2020 at 5:26:38 PM EST
To: Donald R Young <dyoung@vcu.edu>
Cc: Derek M Johnson <DMJOHNSON@vcu.edu>, Scott Neubauer <sneubauer@vcu.edu>
Subject: Re: Bioscience PhD proposal

Dear Drs. Young, Johnson and Neubauer:

I am glad to see that you have developed a PhD program for biologists. As a biologist myself, I have long thought it was surprising that VCU did not have a formal program. Biology is a field of study where a PhD is important for future employment, particularly in the biotechnology industry. So many undergraduate students study biology as a gateway degree to their next stage in their career. It is critical that they have the opportunity to study under research active professors, which means that we must train the next generation of professionals. The program you have put together will meet both needs, a continuing supply of academicians and individuals who are ready to participate in the leadership of the growing number of biotechnology companies. Not only will your students be able to succeed in traditional biological pursuits, but by partnering with the broader academic community, including medicine and engineering, you will provide your students with skills for the convergent interdisciplinary world we now have. I also want to compliment you are building digital literacy into your curriculum.

Sincerely,
Barbara

Barbara D. Boyan, Ph.D.
Alice T. and William H. Goodwin, Jr. Dean
College of Engineering
Virginia Commonwealth University
601 West Main Street
Richmond, Virginia 23284
Phone: 804-828-0190
Email: bboyan@vcu.edu

Sachiko Murakami | Executive Coordinator
Phone: 804-828-7351 | Fax: 804-828-9866
snmurakami@vcu.edu | <http://www.vcu.edu>



Veronica Shuford <vpshufor@vcu.edu>

Fwd: Support for new PhD in Biosciences in the College of Humanities and Sciences

1 message

Joshua Langberg <jlangberg@vcu.edu>

Mon, Feb 24, 2020 at 11:49 AM

To: Veronica P Shuford <vpshufor@vcu.edu>, Teri Dunnivant <tldunnivant@vcu.edu>

Please see below. More to come shortly. I will bring to the meeting tomorrow.

----- Forwarded message -----

From: **Peter Buckley** <Peter.Buckley@vcuhealth.org>

Date: Mon, Feb 24, 2020 at 11:46 AM

Subject: Support for new PhD in Biosciences in the College of Humanities and Sciences

To: Donald R Young <dyoung@vcu.edu>, Joshua M Langberg <jlangberg@vcu.edu>, Derek Marley Johnson <dmjohnson@vcu.edu>, Scott Neubauer <sneubauer@vcu.edu>Cc: Michael Grotewiel <michael.grotewiel@vcuhealth.org>, Michael Donnenberg <Michael.Donnenberg@vcuhealth.org>, Peter Buckley <Peter.Buckley@vcuhealth.org>

This message was sent securely using Zix®

Dear Drs. Young, Langberg, Johnson, and Neubauer:

Thank you for providing me and my colleagues, Drs. Grotewiel and Donnenberg, with the opportunity to preview your proposed PhD program in Biosciences. After reviewing the proposal, we are happy to endorse it. Furthermore, we have no concerns with overlap related to School of Medicine PhD programs. You have assembled an impressive group of early career tenure-track faculty with grant funding to complement the existing faculty. We believe that this program aligns well with the VCU strategic plan Quest 2025: Together We Transform by increasing the national prominence and productivity of the Biology department. The focus on training students in 21st Century skills and for employment in industry is important and consistent with SCHEV goals.

Best of luck with the proposal.

Sincerely,

Peter

Peter F. Buckley, M.D.

Dean, VCU School of Medicine

Interim Senior Vice President, VCU Health Sciences

Interim CEO, VCU Health System



Veronica Shuford <vpshufor@vcu.edu>

Fwd: My support of the proposal for a PhD in Bioscience

1 message

Joshua Langberg <jlangberg@vcu.edu>

Mon, Feb 24, 2020 at 3:59 PM

To: Veronica P Shuford <vpshufor@vcu.edu>, Teri Dunnivant <tldunnivant@vcu.edu>

One more for CIM! I will bring copies tomorrow too.

----- Forwarded message -----

From: **P. Srirama Rao** <psrao@vcu.edu>

Date: Mon, Feb 24, 2020 at 3:57 PM

Subject: My support of the proposal for a PhD in Bioscience

To: Donald R Young <dyoung@vcu.edu>, Joshua Langberg <jlangberg@vcu.edu>, Derek M Johnson <dmjohnson@vcu.edu>, <sneubauer@vcu.edu>

Drs. Young, Langberg, Johnson, and Neubauer,

Thank you for the opportunity to review your proposed PhD program in Biosciences. I understand that the College of Humanities and Sciences is positioned to grow rapidly with external funding and has made significant progress in the last two years. The Biology program is an area with tremendous untapped potential given the large number of undergraduates served and the recent hire of multiple grant active tenure track faculty. I was impressed to learn that you hired three molecular Biology faculty this past year who all brought NIH funding to VCU, and a PhD program will be an important part of supporting continued growth.

Biology is a field of study where a PhD is important for future employment, particularly in the biotechnology industry, and it is clear that you have developed a program focused on job creation. The focus on 21st century skills such as science communication, working in diverse and inclusive teams, leadership training, and quantitative skills will make this program unique and train students to meet the needs of the bioscience workforce in Virginia.

I look forward to the continued growth in research and grant funding from the Biology department that will result from having hired top scientists and the creation of this innovative PhD program.

Best, Sriram Rao

--

P. Srirama Rao, PhD

Vice President for Research & Innovation

Virginia Commonwealth University

**Virginia Commonwealth University
Proposed Program Brief**

Proposal to create a Doctor of Philosophy (Ph.D.) in Computer Science

Overview

Virginia Commonwealth University requests approval to establish a Doctor of Philosophy (Ph.D.) degree program in Computer Science. The proposed program will be administered by the Department of Computer Science in the College of Engineering. The target date of the program's initiation is the fall semester of 2021.

The purpose of the proposed Ph.D. in Computer Science is to educate and train students in core areas of Computer Science. The program will provide students with the opportunity to master advanced concepts in computer science theory and systems and contribute to groundbreaking research. Students will learn how to identify problems, set a research agenda, clearly identify and isolate good ideas, solve programming challenges creatively, and communicate in a clear and concise manner. Graduates will possess the necessary analytical, technical, and research skills to respond directly to the needs of industry, research laboratories, the public sector, academia, and government for effective, innovative, and productive engineers, professors and researchers.

Students in the proposed Ph.D. in Computer Science program will be immersed in an innovative curriculum that will expose students to computer science theory, computer systems, machine learning, data sciences and cybersecurity. Establishing the new program will help to: 1) increase the number of Ph.D. level scientists and educators with core training that spans the breadth of computer science and specializations in a selected research area; 2) meet Virginia's growing private-sector demand for experts with graduate-level training in computer science; and 3) meet Virginia's growing need for highly-qualified computer science teachers able to train the workforce of tomorrow to be competitive at the national and global level.

Method of Delivery

The proposed program will be offered in a traditional face-to-face format.

Target Implementation Date

August 2021

External Competition

The table below outlines existing comparable degree programs at the same degree level offered at Virginia public institutions.

Institution	Program degree designation, name, and CIP code	Degrees granted (most recent 5-yr average)
College of William & Mary	Ph.D., Computer Science, 11.0101	9
George Mason University	Ph.D., Computer Science, 11.0101	12
Old Dominion University	Ph.D., Computer Science, 11.0101	6
Virginia Tech	Ph.D., Computer Science and Application, 11.0101	25
University of Virginia	Ph.D., Computer Science, 11.0101	6

Target Population

The program will target individuals who plan to pursue academic or industry research or an educational career that requires specialized training in computer science. Specifically, the program will target students with a B.S. or M.S. in Computer Science or an M.S. in a closely related field, such as mathematics, physics, engineering or bioinformatics.

Impact on Existing Programs/Policies

The proposed Ph.D. in Computer Science is an expansion of an existing concentration within the existing Ph.D. in Engineering program. All resources from the Computer Science concentration in the Ph.D. in Engineering degree program will be reallocated to support the proposed Ph.D. in Computer Science program. The concentration will close to new students upon approval of the proposed Ph.D. program and will be closed when the last student graduates or moves into the new Ph.D. program and at that time, all existing concentration resources will have been transitioned to the proposed new Ph.D. program.

Impact on Faculty

The Department of Computer Science has 20 full-time tenure-track or tenured faculty members. All faculty in the Department of Computer Science have instructional responsibilities for both graduate and undergraduate academic programs.

Projected Resource Needs

The Department of Computer Science has all of the faculty, classified support staff, equipment, library and other resources necessary to offer the proposed Ph.D. in Computer Science. The table below outlines the cost and funding sources to initiate and operate the program.

Cost and Funding Sources to Initiate and Operate the Program			
Informational Category		Program Initiation Year 2021 - 2022	Program Full Enrollment Year¹ 2024 - 2025
1	Projected Enrollment (Headcount)	8	28
2	Projected Enrollment (FTE)	8	27
3	Estimated Tuition and E&G Fees	\$44,705	\$44,705
4	Projected Revenue from Tuition and E&G Fees	\$357,644	\$1,207,048
5	Other Funding Sources Dedicated to the Proposed Program (e.g., grant, business entity, private sources)	\$0	\$0

Next Steps

April 9, 2020 – University Council Meeting, Zoom Meeting, 3:00 p.m. – 5:00 p.m.

April 20, 2020 – President’s Cabinet Meeting

May 8, 2020 – Board of Visitors Meeting, 9:15 a.m., Cabell Library, Room 311

[Link to full proposal.](#)

¹ For the “Full Enrollment Year” use: for associate degrees, initiation year plus 1; for baccalaureate degrees, initiation plus 3; for masters degrees, initiation plus 2; for doctoral degrees, initiation plus 3.

Virginia Commonwealth University Proposed Program Brief

Proposal to create a Doctor of Nursing Practice

Overview

Virginia Commonwealth University (VCU) requests approval to establish a Doctor of Nursing Practice (DNP) degree program. The proposed program will have two entry pathways: 1) a post-bachelor's pathway and 2) a post-master's pathway. VCU is authorized to confer the D.N.P to post-master's graduates. The proposed program will be administered by the Office of the Dean in the School of Nursing. The target date of the program's initiation is the fall semester of 2021.

The VCU SON currently offers an online post-master's DNP program that focuses on quality and safety. However, in order to meet national standards, recommendations and trends, VCU SON desires to offer a post-bachelor's to DNP pathway for entry to practice as a doctorally-prepared advanced practice nurse. The purpose of the pathway is to prepare advanced practice nurses for the highest level of practice by providing an efficient pathway to earn a terminal clinical degree.

Method of Delivery

The proposed program will be offered in hybrid format, which is a combination of face-to-face and online learning. All faculty teaching in our online programs undergo training in online education, including faculty development programs offered by VCU's Academic Learning Transformation Lab.

Target Implementation Date

August 2021

External Competition

The table below outlines existing comparable degree programs at the same degree level offered at Virginia public institutions.

Institution	Program degree designation, name, and CIP code	Degrees granted (most recent 5-yr average)
George Mason University	Doctor of Nursing Practice, 51.3818	22
James Madison University	Doctor of Nursing Practice, 51.3818	7
Marymount University	Doctor of Nursing Practice, 51.3818	3
Old Dominion University	Doctor of Nursing Practice, 51.3899	35
Radford University	Doctor of Nursing Practice, 51.3818	10
University of Virginia	Doctor of Nursing Practice, 51.3818	18
VCU (existing MS Pathway)	Doctor of Nursing Practice, 51.3818	8

Target Population

The DNP pathway is targeted to practicing registered nurses who wish to become certified as an advanced practice registered nurse. A graduate degree in nursing is required for certification and licensure in an advanced practice role. This program targets nurses seeking a terminal doctoral degree as their entry level to advanced practice nursing. The program is also targeted to masters-level registered nurses.

Impact on Existing Programs/Policies

No degree programs will close as a result of the initiation of the proposed program. The post MS to DNP pathway focuses on quality and safety; however, it is not an entry to practice program. Students enrolled in the post MS-DNP pathway are licensed advanced practice nurses who are pursuing a doctoral degree. While both programs focus on quality and safety, the BS to DNP Program Pathway is designed to train entry level to advanced practice nurses.

Impact on Faculty

There are 55 faculty employed in the SON; 5 of which are part-time with the remaining 50 classified as full time. Sixteen faculty members will teach in the proposed DNP Program as most faculty teach multiple courses in two or more degree programs.

Projected Resource Needs

The School of Nursing has all of the faculty, classified support staff, equipment, library and other resources necessary to offer the proposed Doctor of Nursing Practice. The table below outlines the cost and funding sources to operate the program.

Cost and Funding Sources to Initiate and Operate the Program			
Informational Category		Program Initiation Year 2021 - 2022	Program Full Enrollment Year¹ 2024 - 2025
1	Projected Enrollment (Headcount)	30	90
2	Projected Enrollment (FTE)	24	75
3	Estimated Tuition and E&G Fees	\$15,375	16,297
4	Projected Revenue from Tuition and E&G Fees	\$369,000	\$1,222,275
5	Other Funding Sources Dedicated to the Proposed Program (e.g., grant, business entity, private sources)	\$ 0	\$ 0

Next Steps

April 9, 2020 – University Council Meeting, Zoom Meeting, 3:00 p.m. – 5:00 p.m.

April 20, 2020 – President’s Cabinet Meeting

May 8, 2020 – Board of Visitors Meeting, 9:15 a.m., Cabell Library, Room 311

[Link to full proposal.](#)

¹ For the “Full Enrollment Year” use: for associate degrees, initiation year plus 1; for baccalaureate degrees, initiation plus 3; for masters degrees, initiation plus 2; for doctoral degrees, initiation plus 3.

**Virginia Commonwealth University
Proposed Program Brief**

Proposal to create a Master of Brand Strategy and Design

Overview

Virginia Commonwealth University requests approval to create a Master of Brand Strategy and Design (M.B.S.D.). The proposed program will be administered by the Brandcenter in the School of Business. The target date of the program's initiation is the fall semester of 2021.

The purpose of the proposed M.B.S.D. degree program is to educate students to an advanced level in branding and advertising so they are prepared to obtain positions in advertising and branding agencies, as well as corporate clients. The proposed program will provide students with the advanced knowledge and skills needed to become high-level brand problem solvers, including the ability to create persuasive branding concepts; use innovative techniques for promotion; work in cross-functional teams; think strategically through creative processes; and develop a specific craft, such as, copywriter, art director, experience designer, or strategist. The program will allow students to focus on a specific craft through concentrations in art direction, copy and content, experience design, and strategy and research. The curriculum is designed to allow students to collaborate on team projects that culminate in presentations to faculty, peers, and real-world clients.

Method of Delivery

The proposed program will be offered in a traditional face-to-face format.

Target Implementation Date

August 2021

External Competition

The table below outlines existing comparable degree programs at the same degree level offered at Virginia public institutions.

Institution	Program degree designation, name, and CIP code	Degrees granted (most recent 5-yr average)
None	Not applicable	Not applicable

Target Population

The target population for the proposed program is students who have completed an undergraduate degree and seek to advance their studies in brand strategy and design. Specifically, the proposed M.B.S.D. will target students who are engaged in advertising clubs, students who have competed in the American Advertising Federation national student competitions, students with 2 or more years of work experience, undergraduates with a degree in marketing, business, journalism, advertising, psychology, art, and design.

Impact on Existing Programs/Policies

The School of Business currently offers a Master of Science in Business with concentrations in branding/art direction, branding/copywriting, branding/creative brand management, branding/experience design, and branding/strategy. The School of Business will continue to offer the Master of Science in Business with a concentration in global marketing management. The learning outcomes for the global marketing management program focuses on market research and analytics, as well as the financial and other business aspects of marketing, whereas the proposed M.B.S.D. focuses exclusively on brand creation, design, and delivery. There are no similar courses between the two programs.

Impact on Faculty

The VCU Brandcenter has eleven full-time faculty. All faculty will teach the required and elective courses for the proposed M.B.S.D. program.

Projected Resource Needs

The School of Business and the VCU Brandcenter have all of the faculty, classified support staff, equipment, library and other resources necessary to offer the proposed Master of Brand Strategy and Design. The table below outlines the cost and funding sources to operate the program.

Cost and Funding Sources to Initiate and Operate the Program			
Informational Category		Program Initiation Year 2021 - 2022	Program Full Enrollment Year¹ 2023 - 2024
1	Projected Enrollment (Headcount)	195	198
2	Projected Enrollment (FTE)	195	198
3	Estimated Tuition and E&G Fees	\$26,409	\$27,729
4	Projected Revenue from Tuition and E&G Fees	\$5,149,755	\$5,490,342
5	Other Funding Sources Dedicated to the Proposed Program (e.g., grant, business entity, private sources)	\$0	\$0

Next Steps

April 9, 2020 – University Council Meeting, Zoom Meeting, 3:00 p.m. – 5:00 p.m.

April 20, 2020 – President’s Cabinet Meeting

May 8, 2020 – Board of Visitors Meeting, 9:15 a.m., Cabell Library, Room 311

[Link to full proposal.](#)

¹ For the “Full Enrollment Year” use: for associate degrees, initiation year plus 1; for baccalaureate degrees, initiation plus 3; for masters degrees, initiation plus 2; for doctoral degrees, initiation plus 3.

Virginia Commonwealth University

Proposed Organizational Change Brief

Proposal

The School of the Arts requests to change the name of Department of Kinetic Imaging to the Department of Kinetic Imaging and Sound Art.

Overview

The proposed name change will provide a more accurate description of the department's mission and overall activities. Over the course of the past few academic years, the faculty have recognized the need to indicate sound as an integral component of the department in the department's title, as the name of "Department of Kinetic Imaging" does not fully reflect the true nature of its full scope of responsibilities and expertise. On several occasions, faculty and administrators have discussed in depth the department's activities, mission, and the future direction of the department. Faculty and administrators agreed that given its contribution to the school and the university, it is critical that an academic unit of such importance have a name that accurately reflects its activities and mission. Since the fall of 2018, feedback has been solicited from a range of stakeholders including faculty, staff, and students, and all groups support the name change. The faculty vote of yes to add "and Sound Art" to the department name was unanimous.

Method of Delivery

Not applicable. The renamed department will not administer any degree programs.

Target Implementation Date

Immediate.

Target Population

Not applicable.

Impact on Existing Programs/Policies

Changing the name from the Department of Kinetic Imaging to the Department of Kinetic Imaging and Sound Art does not impact existing academic programs or policies.

Impact on Faculty

The proposed name change to the Department of Kinetics Imaging will not have an impact on faculty.

Funding

This organizational move entails minimal expenses for business cards and department signage, approximately \$1500.00. Administrative support for the department already exists and no additional staff are required.

Next Steps

April 9, 2020 – University Council Meeting, Zoom Meeting, 3:00 p.m. – 5:00 p.m.

April 20, 2020 – President's Cabinet Meeting

May 8, 2020 – Board of Visitors Meeting, 9:15 a.m., Cabell Library, Room 311

[Link to full proposal.](#)



EXECUTIVE SUMMARY OF PROPOSED POLICY: Additional sources of academic credit

New Policy ☐ or Substantive Revision ☒

Policy Type: Board of Visitors

Responsible Office: Office of the Provost

Draft Date: 06/06/2019

Initial Policy Approved: MM/DD/YYYY

Revision History: 11/10/2016

Governance Process Tracking:

If new BOV policy, enter date and name of President (or designee) approving development of policy: MM/DD/YYYY – Name

If new Administrative policy, enter date and name of President's Cabinet member approving development of policy: MM/DD/YYYY

Integrity & Compliance Office Review: 07/03/2019

University Counsel Review: 01/09/2020

Public Comment Posting: 02/14/2020

University Council Academic Affairs and University Policy Committee Review: 02/27/2020

University Council Review: 03/05/2020

President's Cabinet Approval: 03/09/2020

Board of Visitors Approval (if applicable): MM/DD/YYYY

1. Why is this policy being created <input type="checkbox"/> <u>or</u> revised <input checked="" type="checkbox"/> ?	The former policy needed to clarify the roles/responsibilities and steps for VCU stakeholders involved in reviewing and approving additional sources of academic credit.
2. <u>New policy</u> <input type="checkbox"/> : What are the general points or requirements covered in this policy? <u>or</u> <u>Revised policy</u> <input checked="" type="checkbox"/> : What are the substantive differences between this draft and the current policy?	The revision significantly clarified all language, added explicit steps in the specifics and procedures section and included FAQ.

3. Which stakeholder offices or personnel have provided input into this policy draft?	Office of the Provost
4. Which other universities' policies or resources (e.g., laws, regulations, etc.) did you consider when preparing this draft?	Virginia Tech; UVa; William & Mary
5. What is your general assessment of this policy's impact on the university community?	This policy's impact on the university community is significant as it codifies the process of how credit coming from "additional sources" should be determined and awarded to incoming students.

[DRAFT] Additional Sources of Academic Credit

Policy Type: Board of Visitors

Responsible Office: Transfer Center, Student Success, Office of the Provost

Initial Policy Approved: 11/10/2011

Current Revision Approved: MM/DD/YYYY

Policy Statement and Purpose

In support of increased student access and lower student costs, Virginia Commonwealth University awards course credit and advanced standing for additional sources of academic credit with qualifying scores or grades. Additional sources of academic credit include Advanced Placement (AP), Cambridge Advanced (A/AS), College Level Examination Program (CLEP), International Baccalaureate (IB), military service credit recommended by the American Council on Education (ACE) and the DANTES Subject Standardized Test Program (DSST). The purpose of this policy is to establish procedures for approving, reviewing and awarding additional sources of academic credit, while ensuring university compliance with the Code of Virginia §23.1-906 and the State Council of Higher Education for Virginia (SCHEV) *Virginia Public Higher Education Policy on Course Credit for AP, Cambridge, CLEP, and IB* (March, 2016).

The VCU Board of Visitors reviews and approves any new additional source of academic credit before course credit can be awarded from that source. The Board of Visitors does not review and approve specific examinations or course equivalences within additional sources, as this is the responsibility of the VCU faculty.

VCU faculty determines the standards for awarding course credit from Board of Visitors-approved additional sources. Faculty is responsible for ensuring the credit awarded from additional sources is comparable to a specific VCU course(s), aligned with the VCU course learning outcomes and consistent with the university's mission.

For quality assurance, the university conducts two types of review of the VCU Transfer Tables: new examinations and periodic comprehensive review.

The VCU Transfer Center coordinates with faculty in academic departments, the University Undergraduate Curriculum Committee (UUCC), the Bulletin Editor, the Office of the Provost and the Board of Visitors, as needed, in order to publish VCU Transfer Tables in the Undergraduate Bulletin containing the faculty-determined course equivalencies.

Noncompliance with this policy may result in disciplinary action up to and including termination. VCU supports an environment free from retaliation. Retaliation against any employee who brings forth a good faith concern, asks a clarifying question, or participates in an investigation is prohibited.

Table of Contents

Who Should Know This Policy	#
Definitions	#
Contacts	#
Policy Specifics and Procedures	#
Forms	#
Related Documents	#
Revision History	#
FAQ	#

Who Should Know This Policy

All university members responsible for reviewing additional sources of academic credit and/or awarding credit to students are responsible for knowing this policy and familiarizing themselves with its contents and provisions.

Definitions

Advanced Placement

Advanced Placement (AP) is a program created by the College Board which offers college level curricula and examinations to high school students.

Cambridge Advanced

The Cambridge Advanced is either a one-year (AS-level) or two-year (A-level) educational program for high school students that culminate with final examinations.

College Level Examination Program

The College Level Examination Program (CLEP) is a group of standardized tests created and administered by College Board. The tests assess college-level knowledge in many subject areas.

DANTES Subject Standardized Test Program

The Defense Activity for Non-Traditional Education Support (DANTES) agency is a Department of Defense agency that provides opportunities for service members and veterans to earn credit by means of DANTES Subject Standardized Test Program (DSST) examinations. The DSST program is an extensive series of examinations in college subject areas that are comparable to the final or end-of-course examinations in undergraduate courses

International Baccalaureate

The International Baccalaureate (IB) diploma program is a two-year educational program for high school students that culminates with final examinations. The examinations consist of two levels: the standard level (SL) and higher level (HL).

Military Service Credit

College credit awarded for military experiences and training as recorded on the Joint Service Transcript based on faculty review of recommendations from the American Council on Education (ACE).

VCU Transfer Tables

The VCU Transfer Tables indicate the name of the examination, required minimum score or grade on the examination, VCU course equivalent and number of credits awarded.

Contacts

The Office of the Provost officially interprets this policy. The Office of the Provost is responsible for obtaining approval for any revisions as required by the policy *Creating and Maintaining Policies and Procedures* through the appropriate governance structures. Please direct policy questions to the Office of the Provost, senior vice provost for academic affairs.

Policy Specifics and Procedures

VCU requires two types of review to ensure the quality and relevance of academic credit awarded from additional sources.

1. Review of New Examinations

Before accepting scores for any examination(s) not currently listed on the VCU Transfer Tables, the university reviews subject curricula and learning outcome(s).

Step One: The VCU Transfer Center initiates a departmental faculty review of the subject curricula and learning outcome(s). The departmental faculty reviewers determine the standards for awarding academic credit for additional sources of academic credit in accordance the guidelines in SCHEV's *Virginia Public Higher Education Policy on Course Credit for AP, Cambridge, CLEP, and IB*. The departmental faculty reviewers review the subject curricula and learning outcomes, subject examinations, grade distributions and marking schemes provided by the examination agencies. After reviewing such materials and drawing comparisons with a specific VCU course(s), departmental faculty reviewers decide what credit, if any, is to be awarded based upon comparability. Departmental faculty reviewers verify such decisions through feedback provided from student performance in more advanced related courses at VCU.

Step Two: The VCU Transfer Center submits the results of the departmental faculty review, with proposed changes to the transfer tables in the Undergraduate Bulletin, to the UUCB for approval. The UUCB acts as a check and balance to ensure alignment with the university mission, learning outcomes and curricular comparability.

Step Three: Following UUCC approval, the VCU Transfer Center coordinates with the Bulletin Editor to update the credit transfer tables in the VCU Undergraduate Bulletin. The VCU Transfer Center also reports any changes to the transfer tables to the State Council of High Education for Virginia.

2. Periodic Comprehensive Review

The university conducts a comprehensive review of the VCU transfer tables every three years. The VCU Transfer Center works with the Office of the Provost to initiate the review process with each academic discipline represented on the transfer tables. The VCU Transfer Center collects and submits the results of the comprehensive departmental review, complete with updated transfer tables, to the UUCC for review and approval. Once approved by the UUCC, the VCU Transfer Center updates the State Council of Higher Education for Virginia of any changes to the transfer tables.

Role of VCU Board of Visitors

The UUCC and VCU Transfer Center reports UUCC approval of new sources of academic credit to the VCU Board of Visitors for final review and approval.

Forms

There are no forms associated with this policy and procedures.

Related Documents

1. The Undergraduate Bulletin section on “Additional sources of academic credit,” including transfer tables, is available at: <http://bulletin.vcu.edu/undergraduate/undergraduate-study/admission-university/additional-sources-of-credit/>.
2. Code of Virginia §23.1-904 (2017). Course credit; veterans; active duty military students.
3. Code of Virginia §23.1-906 (2017). Course credit; Advanced Placement, Cambridge Advanced, College Level Examination Program, and International Baccalaureate examinations.
4. State Council of Higher Education for Virginia. Guidelines on Award of Academic Credit for Military Education, Training and Experience by Virginia Public Higher Education Institutions (approved by Council July 16, 2013): <http://www.schev.edu/docs/default-source/students-section/military-education/guidelines-on-award-of-credit-for-military-training-education-and-experience.pdf>
5. State Council of Higher Education for Virginia. Virginia public higher education policy on course credit for AP, Cambridge, CLEP, and IB (approved by Council March 21, 2016): <http://www.schev.edu/docs/default-source/institution-section/GuidancePolicy/policies-and-guidelines/virginiapolicyoncoursecredit.pdf>

Revision History

This policy supersedes the following archived policies:

Approval/Revision Date
November 10, 2016

Title
Proposal to Approve VCU Policies on Other Sources of Academic Credit

FAQ

1. What is an example of an additional source of academic credit?

Currently, additional sources of academic credit include Advanced Placement, Cambridge Advanced, College Level Examination Program, International Baccalaureate, military service credit recommended by the American Council on Education and the DANTES Subject Standardized Test Program.

2. What is an example of a “new examination” that might be reviewed and approved by faculty for inclusion on the VCU transfer tables?

An example would be a specific IB subject examination (e.g., IB Language A: Literature and Performance). The Board of Visitors has already approved IB examinations as an additional source of academic credit, but the faculty may not have reviewed and approved scores for all available IB subjects. Award of credit for new subject scores requires approval by the UGCC, but does not require BOV approval.

3. What is the process for posting credits on the VCU transcript?

Upon receipt of an official record or transcript, the VCU Transfer Center will evaluate the exam scores or grades according to the transfer tables to determine whether the student is eligible to receive credit. The Transfer Center will then post the equivalent course and the number of credits onto the student's VCU transcript.

4. Are there any limits on the number of credits earned through this policy that students can apply to their degree at VCU?

Students may not apply more than 54 CLEP credits to their degree at VCU (<https://clc.vcu.edu/campus-testing-center/clep/>). VCU does not place limits on credits earned from other sources outlined in this policy.

Make it real.
CAMPAIGN FOR VCU

BOV Meeting

Make It Real Campaign Update

Jay Davenport, Vice President, Development & Alumni Relations

May 8, 2020



VCU

VCU Campaign History

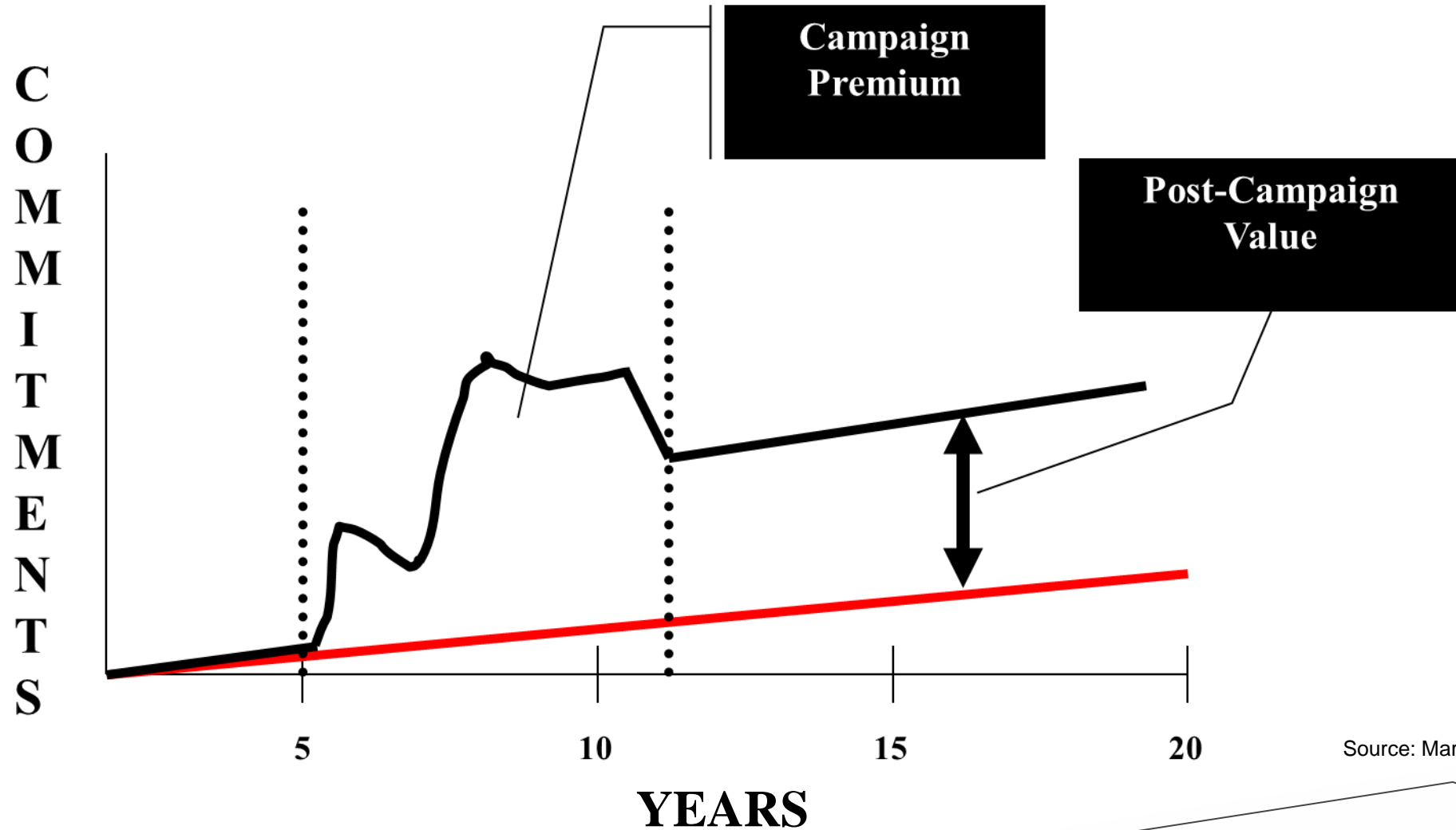
Name of Campaign	Dates of Campaign	Dollar Goal	Amount Raised
Making a Difference	1984 - 1990	\$52 Million	\$62 Million
Partners for Progress	1992 - 1999	\$125 Million	\$168 Million
The Campaign for VCU	1999 - 2007	\$330 Million	\$410 Million
Make It Real Campaign for VCU	2013 - 2020	\$750 Million	\$822.3 Million (to date)

report date: 4/22/2020



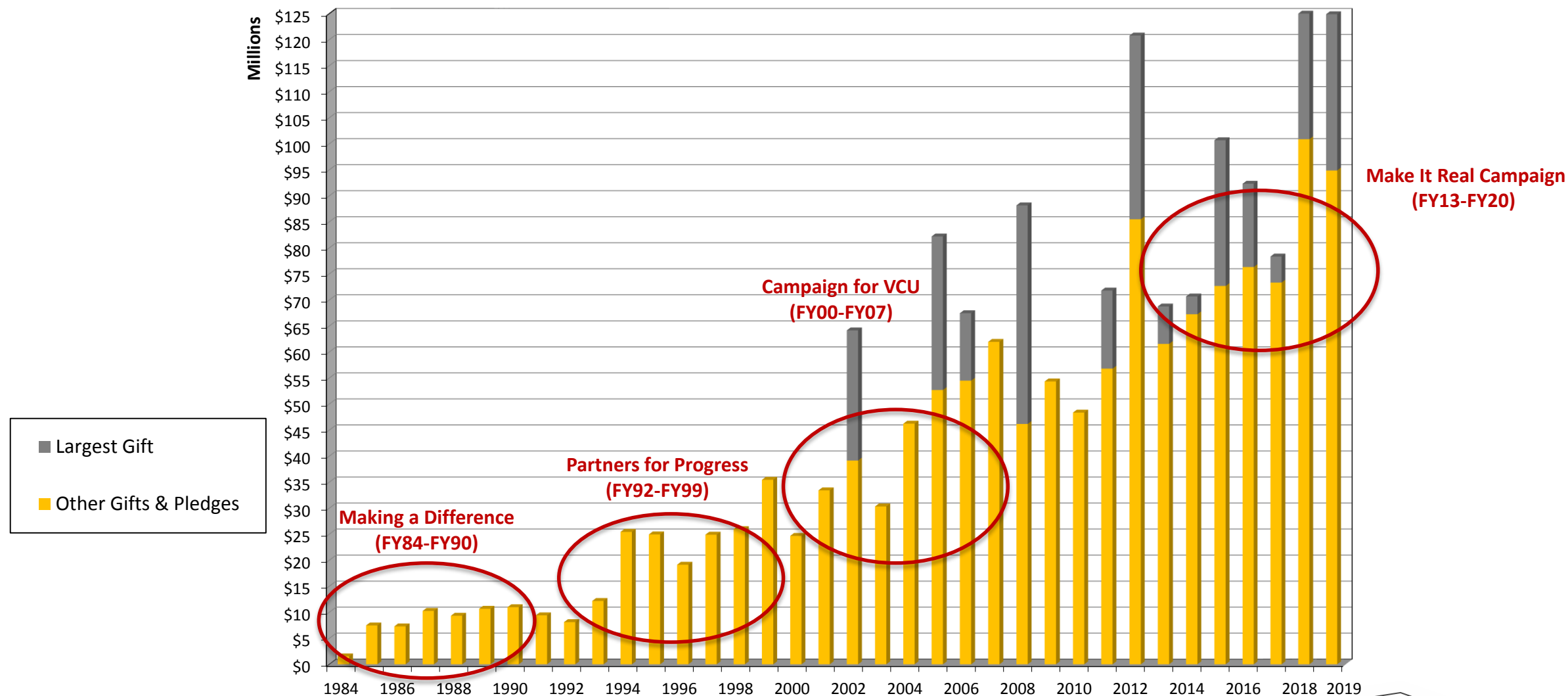
Make it real.
CAMPAIGN FOR VCU

Impact of a Campaign



Source: Marts and Lundy

Previous Campaigns Build the Foundation for the Future



Make It Real Campaign: Three Pillars



People

Attract, support and retain the finest students and faculty through scholarships, professorships and endowed chairs. Provide students with purposeful, hands-on learning and living experiences and faculty with support for start-up research ideas.



Innovations

Create new interdisciplinary partnerships and centers of excellence to offer students and faculty the right environments for meaningful research and learning experiences that will expand the university's ability to solve complex local and global challenges through inquiry and discovery.



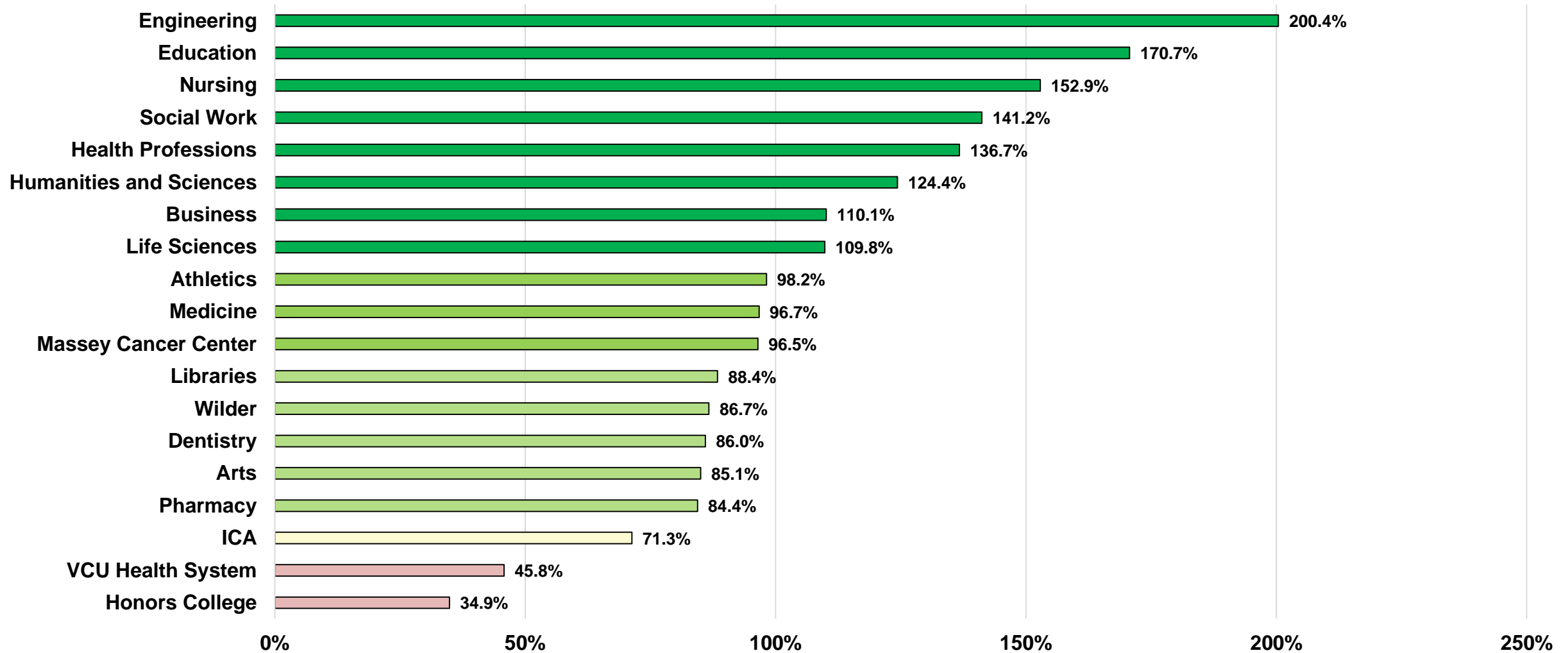
Environments

Provide world-class facilities, equipment and materials to expand the university's research capacity. Increase the impact and sustainability of VCU's community partnerships and its resources in education, health and workforce development.

MIR by the Numbers

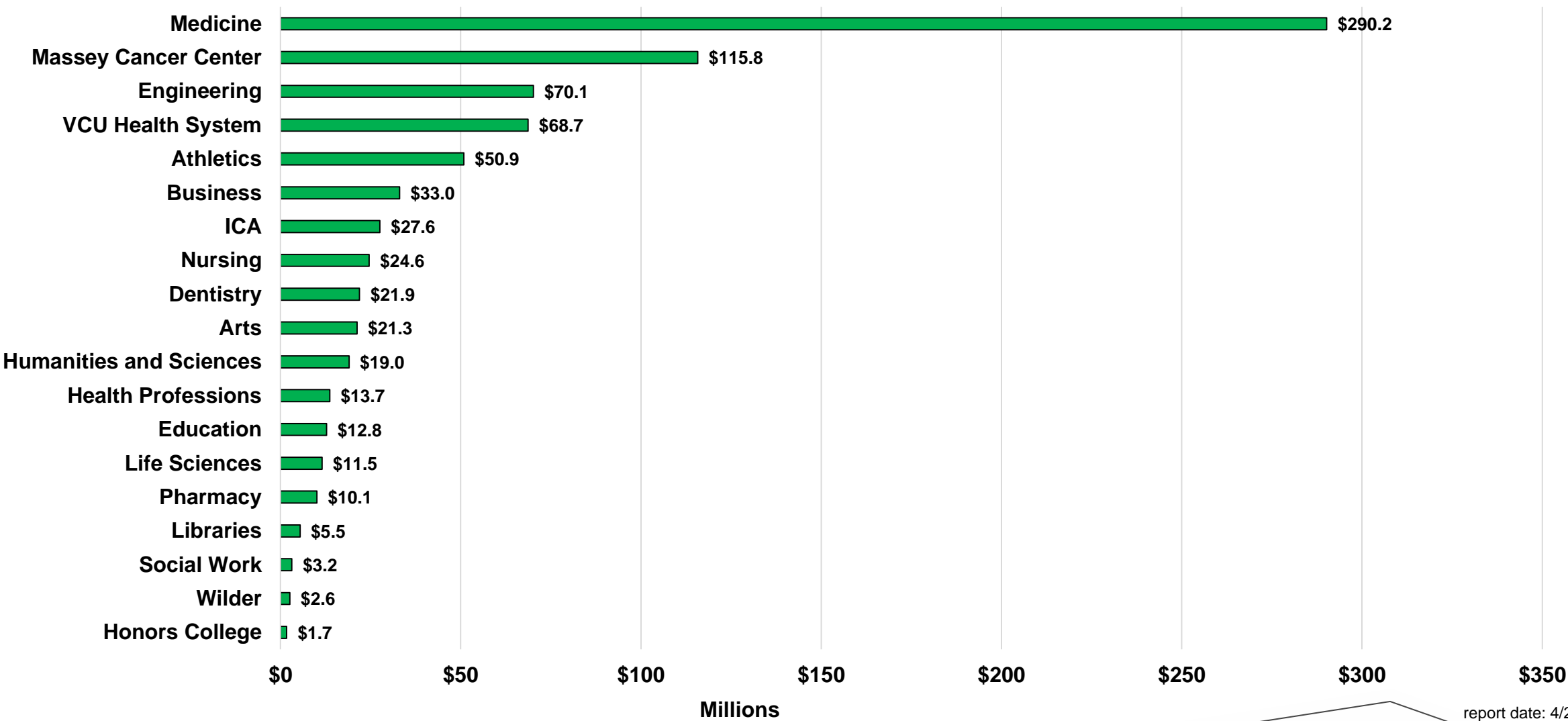
\$822.3 Million raised to date
(109.6%)

Make It Real Campaign - % of Total Goal Raised by Unit



report date: 4/22/2020

Make It Real Campaign - Dollars Raised by Unit



report date: 4/22/2020



Make it real.
CAMPAIGN FOR VCU

Campaign Impact



- **387** new endowed scholarship and student support funds
- **62** new endowed chairs and professorships
- **76*** new endowed faculty support and research funds


*Upon audit review, number went down due to consolidation

report date: 4/22/2020

Campaign Impact

	FY 2010	FY 2019	Variance
Major and Principal Gifts	291	409	+40.55%
Planned Gifts	12	71	+491.67%
Annual Gifts	25,809	31,107	+20.53%
Annual Gift Total (MM)	\$11.43	\$15.27	+33.60%
Major and Principal Gift Solicitations	81	431	+432.10%
Visits by Gift Officers	610	4,131	+577.21%
Total Donors	25,608	30,838	+20.42%

Capital Projects: MCV Campus



- Children's Hospital Outpatient Pavilion
- College of Health Professions
- McGlothlin Medical Education Center
- Virginia Treatment Center for Children


Capital Projects: Monroe Park Campus



- ICA
- Rice Rivers Center
- Cabell Library
- College of Engineering
- Basketball Development Center



Transformational Gifts



**BILL &
MELINDA
GATES
foundation**

- Glasgow Family Trust, \$45M
- Children's Hospital Foundation, \$30M, \$28M
- Bill & Melinda Gates Foundation, \$25M
- Frances and James McGlothlin, \$25M
- Dianne and C. Kenneth Wright, \$16M

Make It Real Campaign Milestones

\$822.3 Million Raised to Date

Total # of Visits	15,134
Total # of Donors	112,988
Total # of 1 st Time Donors	73,016
Total # of Proposals Submitted	7,365
Total # of Gifts Above \$25K	1,443
Total # of Gifts Above \$100K	505
Total # of Gifts Above \$1M	84
Total # of Gifts Above \$5M	12

report date: 4/22/2020



Make it real.
CAMPAIGN FOR VCU

Campaign Close Celebration



- Tentative plan for a celebration with major donors and supporters in October 2020
- Emphasis on recognizing success of both campuses
- Final campaign report in December 2020